

Compressors Catalog



Bergstrom®



*Air Conditioning & Heating
Replacement Parts*



COMPRESSORS

Compressors

Sanden to Kysor Interchange 3

Sanden Style Compressors 4

- R-134a Compressor Specifications 4
- R-134a Compressors - OEM Version 9
- R-134a Compressors - Aftermarket Version 13
- Head Types 17
- Sanden Clutch Variations 18
- Sanden R-134a Model Specifications 19
- Manufacturing Date Codes 19
- Assembly Mounting Angles 19
- Compressor Nomenclature 19
- Label Configuration 19
- R-12 to R-134a Model Conversions 20
- Belt Tension 20
- Speed Rating 20
- R-12 to R-134a Conversion Procedure 20
- Compressor Troubleshooting 21
- FLX 7 R-134a Replacement Matrix 23
- Sanden Flx 7 Replacement Adapter Fittings 24

Denso Compressors 24

- R-134a Compressor Specifications - Denso 24
- R-134a Compressors - OEM Version 25
- R-134a Compressors - Aftermarket Version 25
- R-134a Compressor Specifications - Seltec/ICE/Valeo Style 26
- R-134a Compressors - Seltec/Ice/Valeo Style 26

Seltec/Ice/Valeo Style Compressors 26

- Valeo to Seltec / ICE to Que Interchange 27

- Seltec Label Configuration 28
- Clutch Variations 29
- Cylinder Head Variations 29
- R-134a Compressor Specifications - York/T/CCI Style 30
- R-134a Compressors - Aftermarket Version 30

York/T/CCI Style Compressors 30

- Compressor Configuration 31
- Compressor Troubleshooting 32

Compressor Mounting Brackets & Seal Kits 33

Pressure Relief Valves 33

Service Valves 33

- Tube O-Ring Compressor Service Valves - York/T/CCI/Tecumseh R-12 34
- Rotolock Compressor Service Valves - York/T/CCI/Tecumseh R-134a 34
- Tube O-Ring Compressor Service Valves - York/T/CCI/Tecumseh R-134a 35
- Seltec & Sanden without Service Ports on Compressor 35

Caps 36

Sanden to Kysor Interchange

Sanden No.	Part No
2134	1000872711*
4010	526437
4028	1000449225*
4039	1000139472*
4040	1000052431
4075	1000145382
4077	1000141300
4078	1000141363
4079	1000194450
4080	1000141380
4081	1000141423
4081	1002396857*
4084	1000600468*
4090	1000163318
4093	1001321790
4099	1001321949
4108U	1000872650*
4108	1000872650*
4117	1000872711*
4120U	1000873174*
4120	1000873174*
4121	1001322595
4121U	1001322595
4148	1001889690
4271	1001249654
4271U1	1001249654
4285	1000873174*
4286	1000872711*
4314	1001249691
4326	1000381584
4326	1000872633*
4347	1000872619*
4368	1000141300
4370	1000141363
4376	1000194450
4377	1000141380
4384	1000873181*
4384U	1000873181*

Sanden No.	Part No
4391	1000163318
4398	1000141423
4398	1002396857*
4418	526445
4418	1000451085*
4419	1000969524*
4420	526368
4420	1000164653*
4424	1000139472*
4434	1000164828*
4468	1001255095
4469	1000165306*
4475	525992
4482	1000042346
4485	526435
4487	1001322225
4490	1000139553*
4493	1002026901*
4494	1001932834*
4506	1000223277*
4507	1000223277*
4509	1000223285*
4510	1000223285*
4513	1000164828*
4514	1000165249*
4516	525774
4522	1000165249*
4523	1000165249*
4525	1000164828*
4529	1000164828*
4577	1001889661
4577	1001889674*
4603	1000165306*
4604	1001255095
4618	526437
4626	1000139585*
4627	525723
4638	1000165249*

Sanden No.	Part No
4652	B402842
4664	525693
4665	1000165249*
4666	525997
4699	1000139585*
4707	1000165249*
4710	1000165249*
4712	1000165249*
4716	1000139553*
4720	1002362530*
4731	1000139472*
4733	1002026901*
4741	1000165210*
4757	1001932834*
4762	525901
4780	1000139585*
4802	1000872650*
4822	526066
4855	1001384786
4862	1000165210*
4864	1000165249*
4891	1001932834*
4892	1002026901*
6626	1000164828*
6629	1000165249*
6630	1000164828*
6631	1000164828*
6642	1000164828*
6655	1000165249*
6664	1000223285
6665	1000223277*
6672	525774
6677	1000164828*
6678	1000164828*
7819	525698
8103	1000165249*
9570	1000872711*
* Aftermarket version compressor	

Sanden Style Compressors

R-134a Compressor Specifications

Sanden No.	Model Type	Mount Type	Cylinder Head			Clutch					Oil Amount (cc)	Connector	Catalog No Part No
			Type	Port Angle	Size/Thread	Size	Groove	Voltage	Shaft Type	Assy No.			
-	-	-	-	-	-	-	-	-	-	-	-	-	1001889700
2134	SD7H15SPR HD	Direct Short	WV	Horizontal	O-Ring	5 3/64" (128mm)/ 5 1/8" (130mm)	PV8	12V	Long Key Shaft	-	300	15300002	1000872711*
4010	SD7H15	Ear 8 Long	SJA	Horizontal	O-Ring	4 11/16" (119mm)	PV7	12V	Long Key Shaft	4618-9931	240	2 Wire Female Packard #15300002	526437
4028	SD7H15HD	Direct ADM/LDM	GV	Horizontal	GM Pad Metric	4 11/16" (119mm)	PV8	12V	Long Key Shaft	4420-9931	250	1 Wire Male Packard #12015791 w/ Diode	1000449225*
4039	SD7H15HD	Direct ADM/LDM	GSA/ GH	Vertical/ Horizontal	Pad	4 15/16" (125mm)	PV6	12V	Involute Spline 13 X 24 X 0.5	4756-9931, 4424-9931	300	2 pin Metripack truck/ 15300002	1000139472*
4040	SD7H15	SD7 Direct Long	GQ	Vertical	O-Ring Compression	4 15/16" (125mm)	PV6	12V	Long Key Shaft	4883-9931	300	2 Wire Female Packard #15300002	1000052431
4075	SD7H15	SD7 Direct Long	GH	Horizontal	O-Ring Compression	4 11/16" (119mm)	PV8	12V	Long Key Shaft	4368-9931	300	2 Wire Female Packard #15300002	1000145382
4077	SD7H15SPR HD	Direct ADM/LDM	GQ	Vertical	Pad @ 90	4 11/16" (119mm)	PV8	12V	Long Key Shaft	4368-9931	300	15300002	1000141300
4078	SD7H15SPR HD	Direct TDM/SDM	GQ	Vertical	Pad @ 90	5" (127mm)	PV12/ PV10	12V	Long Key Shaft	4370-9931	240	2 pin Metripack truck	1000141363
4079	SD7H15SPR HD	Direct TDM/SDM	GSA	Vertical	Pad	4 15/16" (125mm)	PV6	12V	Long Key Shaft	4376-9931	300	2 pin Metripack truck/ 15300002	1000194450
4080	SD7H15SPR HD	Direct TDM/SDM	GQ	Vertical	Pad @ 90	4 15/16" (125mm)	PV6	12V	Long Key Shaft	4376-9931	300	2 pin Metripack truck	1000141380
4081	SD7H15SPR HD	Direct ADM/LDM	GSA	Vertical	Pad	4 7/8" (124mm)	PV8	12V	Long Key Shaft	4368-9931	300	15300002	1000141423
4081	SD7H15SPR HD	Direct ADM/LDM	GSA	Vertical	Pad	4 7/8" (124mm)	PV8	12V	Long Key Shaft	4368-9931	300	15300002	1002396857*
4084	SD7H15	SD7 Direct Long	-	Horizontal	1 x 14	4 11/16" (119mm)	PV8	12V	Long Key Shaft	4368-9931	300	2 Wire Female Packard #15300002	1000600468*
4090	SD7H15SPR HD	Direct ADM/LDM	KCA	Horizontal	3/4 x 7/8	4 11/16" (119mm)	PV8	12V	Long Key Shaft	4368-9931	300	2 pin Metripack truck/ 15300002	1000163318
4093	SD7H15	Ear 8 Long	JD	Vertical	3/4 x 7/8	4 15/16" (125mm)	A2	24V	Long Key Shaft	6511-6310	200	1 Wire Male Packard #12015791 w/ Diode	1001321790
4099	SD7H15	SD7 Direct Short	480	Vertical	O-Ring Compression	6 5/16" (160mm)	PV8	12V	Long Key Shaft	4099-9931	300	2 Wire Female Packard #15300002	1001321949
4108U	SD7H15HD/ SD7H15	Direct Short	480	Vertical	O-Ring Compression	5 1/2" (140mm)	PV8	12V	Long Key Shaft	4802-9931	300	15300002	1000872650*
4108	SD7H15HD/ SD7H15	Direct Short	480	Vertical	O-Ring Compression	5 1/2" (140mm)	PV8	12V	Long Key Shaft	4802-9931	300	15300002	1000872650*
4117	SD7H15SPR HD	Direct Short	WV	Horizontal	O-Ring	5 3/64" (128mm)/ 5 1/8" (130mm)	PV8	12V	Long Key Shaft	-	300	15300002	1000872711*
4120U	SD7H15SPR HD	Direct Short	WV	Horizontal	O-Ring	4 59/64" (125mm)	PV8	12V	Long Key Shaft	4376-9931	300	15300002	1000873174*
4120	SD7H15SPR HD	Direct Short	WV	Horizontal	O-Ring	4 59/64" (125mm)	PV8	12V	Long Key Shaft	4376-9931	300	15300002	1000873174*
4121	SD7H15	SD7 Direct Long	KF	Horizontal	1 1/16 X 3/4	4 11/16" (119mm)	PV8	12V	Long Key Shaft	4545-9932	270	2 Wire Male Packard #12015792	1001322595
4121U	SD7H15	SD7 Direct Long	KF	Horizontal	1 1/16 X 3/4	4 11/16" (119mm)	PV8	12V	Long Key Shaft	4545-9932	270	2 Wire Male Packard #12015792	1001322595

* Aftermarket version compressor



Sanden Style Compressors

R-134a Compressor Specifications

Sanden No.	Model Type	Mount Type	Cylinder Head				Clutch				Oil Amount (cc)	Connector	Catalog No Part No
			Type	Port Angle	Size/ Thread	Size	Groove	Voltage	Shaft Type	Assy No.			
4148	SD7H15	Direct	-	Horizontal	Pad	5 1/8" (130mm)	PV8	12V	-	-	300	Packard # 12048159	1001889690
4271	SD7H15	Ear 8 Long	JD	Vertical	3/4 x 7/8	5 3/16" (132mm)	A2	24V	Long Key Shaft	4435-9931	200	1 Wire Male Packard #12015791 w/ Bullet Jumper	1001249654
4271U1	SD7H15	Ear 8 Long	JD	Vertical	3/4 x 7/8	5 3/16" (132mm)	A2	24V	Long Key Shaft	4435-9931	200	1 Wire Male Packard #12015791 w/ Bullet Jumper	1001249654
4285	SD7H15SPR HD	Direct Short	WV	Horizontal	O-Ring	4 59/64" (125mm)	PV8	12V	Long Key Shaft	4376-9931	300	15300002	1000873174*
4286	SD7H15SPR HD	Direct Short	WV	Horizontal	O-Ring	5 3/64" (128mm)/ 5 1/8" (130mm)	PV8	12V	Long Key Shaft	-	300	15300002	1000872711*
4314	SD7H15SPR HD	Direct TDM/SDM	480	Vertical	Pad @ 90	4 11/16" (119mm)	PV8	12V	Long Key Shaft	4368-9931	300	2 Wire male Packard	1001249691
4326	SD7H15	SD7 Direct Short	WV	Horizontal	O-Ring	7 1/16" 180mm)	PV8	12V	Long Key Shaft	-	300	2 Wire Female Packard #15300002	1000381584
4326	SD7H15SPR HD	Direct	WV	Horizontal	O-Ring	7 3/32" 180mm)	PV8	12V	Long Key Shaft	-	300	15300002	1000872633*
4347	SD7H15 Enhanced	Direct ADM/LDM	4347	Vertical	Pad @ 45	4 11/16" (119mm)	PV10	12V	Long Key Shaft	4347-9930	300	2 pin Metripack truck	1000872619*
4368	SD7H15SPR HD	Direct ADM/LDM	GQ	Vertical	Pad @ 90	4 11/16" (119mm)	PV8	12V	Long Key Shaft	4368-9931	300	15300002	1000141300
4370	SD7H15SPR HD	Direct TDM/SDM	GQ	Vertical	Pad @ 90	5" (127mm)	PV12/ PV10	12V	Long Key Shaft	4370-9931	240	2 pin Metripack truck	1000141363
4376	SD7H15SPR HD	Direct TDM/SDM	GSA	Vertical	Pad	4 15/16" (125mm)	PV6	12V	Long Key Shaft	4376-9931	300	2 pin Metripack truck/ 15300002	1000194450
4377	SD7H15SPR HD	Direct TDM/SDM	GQ	Vertical	Pad @ 90	4 15/16" (125mm)	PV6	12V	Long Key Shaft	4376-9931	300	2 pin Metripack truck	1000141380
4384	SD7H15	SD7 Direct Short	-	Vertical	O-Ring Compression	4 31/32" (127mm)	PV10	12V	Long Key Shaft	4369-9931	300	2 Wire Female Packard #15300002	1000873181*
4384U	SD7H15	SD7 Direct Short	-	Vertical	O-Ring Compression	4 31/32" (127mm)	PV10	12V	Long Key Shaft	4369-9931	300	2 Wire Female Packard #15300002	1000873181*
4391	SD7H15SPR HD	Direct ADM/LDM	KCA	Horizontal	3/4 x 7/8	4 11/16" (119mm)	PV8	12V	Long Key Shaft	4368-9931	300	2 pin Metripack truck/ 15300002	1000163318
4398	SD7H15SPR HD	Direct ADM/LDM	GSA	Vertical	Pad	4 7/8" (124mm)	PV8	12V	Long Key Shaft	4368-9931	300	15300002	1000141423
4398	SD7H15SPR HD	Direct ADM/LDM	GSA	Vertical	Pad	4 7/8" (124mm)	PV8	12V	Long Key Shaft	4368-9931	300	15300002	1002396857*
4418	SD7H15	SD7 Direct Long	4418	Vertical	O-Ring Compression	4 11/16" (119mm)	PV8	12V	Long Key Shaft	4705-9930	300	2 Wire Female Packard #15300002	526445
4418	SD7H15HD	SD7 Direct Long	441	Vertical	O-Ring Compression	4 11/16" (119mm)	PV8	12V	Long Key Shaft	4417-9931	300	2 Wire Female Packard #15300002	1000451085*
4419	SD7H15	SD7 Direct Long	GV	Horizontal	O-Ring	4 15/16" (125mm)	A2	12V	Long Key Shaft	4419-9931	200	1 Wire Male Packard #12015791 w/ Diode	1000969524*
4420	SD7H15	SD7 Direct Long	GV	Horizontal	O-Ring	4 11/16" (119mm)	PV8	12V	Long Key Shaft	4672-9931	200	1 Wire Male Packard #12015791 w/ Diode	526368
4420	SD7H15HD	Direct ADM/LDM	GV	Horizontal	GM Pad Metric	4 11/16" (119mm)	PV8	12V	Long Key Shaft	4420-9931	200	1 Wire male Packard	1000164653*

* Aftermarket version compressor

Sanden Style Compressors

R-134a Compressor Specifications

Sanden No.	Model Type	Mount Type	Cylinder Head			Clutch					Oil Amount (cc)	Connector	Catalog No Part No
			Type	Port Angle	Size/Thread	Size	Groove	Voltage	Shaft Type	Assy No.			
4424	SD7H15HD	Direct ADM/LDM	GSA/GH	Vertical/Horizontal	Pad	4 15/16" (125mm)	PV6	12V	Involute Spline 13 X 24 X 0.5	4756-9931, 4424-9931	300	2 pin Metripack truck/ 15300002	1000139472*
4434	SD7H15HD	EAR	GV	Horizontal	GM Pad Metric	5 13/64" (132mm)	A2	12V	Long Key Shaft	4434-9931	200	1 Wire male Packard	1000164828*
4468	SD7H15SHD	Ear 8 Long	GK	Horizontal	Pad @ H	5 7/16" (138mm)	A1	24V	Long Key Shaft	4604-9931, 6590-6010	300	2 Wire Deutsch DT04-2P-E	1001255095
4469	SD7H15HD	Ear 8 Long	WJ	Vertical	Pad Top	5 3/16" (132mm)	A2	12V	Long Key Shaft	6504-6010	300	2 Wire Ford F5TB14A464	1000165306*
4475	SD7H15	SD7 Direct Long	CBA	Vertical	1 x 14	4 15/16" (125mm)	PV6	12V	Involute Spline 13 X 24 X 0.5	4756-9931	300	2 Wire Female Packard #15300002	525992
4482	SD7H15	SD7 Direct Long	MDA	Horizontal	1 x 14	4 11/16" (119mm)	PV8	12V	Long Key Shaft	4705-9930	300	2 Wire Female Packard #15300002	1000042346
4485	SD7H15	SD7 Direct Long	GH	Horizontal	O-Ring Compression	4 11/16" (119mm)	PV8	12V	Long Key Shaft	4705-9930	300	2 Wire Female Packard #15300002	526435
4487	SD7H15	Ear 8 Long	GK	Horizontal	O-Ring	5 1/8" (130mm)	PV8	24V	Long Key Shaft	4726-9931	300	2 Wire Deutsch #DT04-2P-E (005, EP04, EP05)	1001322225
4490	SD7H15HD	Ear 8 Long	WV	Horizontal	2 Pad @ 45 Offset	5 1/8" (130mm)	PV8	12V	Long Key Shaft	4700-9931	300	2 Wire Female Packard 15300002	1000139553*
4493	SD7H15HD	Direct ADM/LDM, TDM/SDM	WV	Horizontal	2 Pad @ 45 Offset	5 1/8" (130mm)	PV8	12V	Involute Spline 13 X 24 X 0.5	4733-9931, 4895-9931, 6786-6110	300	2 Wire Female Packard/ 15300002	1002026901*
4494	SD7H15HD/SD7H15SPR HD	SD7 Direct Long	WV	Horizontal	2 Pad @ 45 Offset	4 15/16" (125mm)	PV6	12V	Involute Spline 13 X 24 X 0.5	4757-9931, 4891-9931	300	2 Wire Female Packard/ 15300002	1001932834*
4506	SD5H14HD	Ear 8 Long	FL	Vertical	3/4 x 7/8	5 3/16" (132mm)	A2	24V	Long Key Shaft	6514-6210	240	1 Wire male Bullet	1000223277*
4507	SD5H14HD	Ear 8 Long	FL	Vertical	3/4 x 7/8	5 3/16" (132mm)	A2	24V	Long Key Shaft	6514-6210	240	1 Wire male Bullet	1000223277*
4509	SD5H14HD	Ear 8 Long	FL	Vertical	3/4 x 7/8	5 3/16" (132mm)	A2	12V	Long Key Shaft	6514-6010, 6519-6010, 6514-6210	210	1 Wire male Bullet	1000223285*
4510	SD5H14HD	Ear 8 Long	FL	Vertical	3/4 x 7/8	5 3/16" (132mm)	A2	12V	Long Key Shaft	6514-6010, 6519-6010, 6514-6210	210	1 Wire male Bullet	1000223285*
4513	SD7H15HD	EAR	GV	Horizontal	GM Pad Metric	5 13/64" (132mm)	A2	12V	Long Key Shaft	4434-9931	200	1 Wire male Packard	1000164828*
4514	SD7H15HD	EAR	GV	Horizontal	GM Pad Metric	4 11/16" (119mm)	PV8	12V	Long Key Shaft	4420-9931	200	1 Wire male Packard	1000165249*
4516	SD5H14	Ear 8 Long	JD	Vertical	3/4 x 7/8	6 1/4" (158mm)	C1	24V	SD5 Keyed Shaft	9313-6210	210	1 Wire Male Bullet	525774
4522	SD7H15HD	EAR	GV	Horizontal	GM Pad Metric	4 11/16" (119mm)	PV8	12V	Long Key Shaft	4420-9931	200	1 Wire male Packard	1000165249*
4523	SD7H15HD	EAR	GV	Horizontal	GM Pad Metric	4 11/16" (119mm)	PV8	12V	Long Key Shaft	4420-9931	200	1 Wire male Packard	1000165249*
4525	SD7H15HD	EAR	GV	Horizontal	GM Pad Metric	5 13/64" (132mm)	A2	12V	Long Key Shaft	4434-9931	200	1 Wire male Packard	1000164828*
4529	SD7H15HD	EAR	GV	Horizontal	GM Pad Metric	5 13/64" (132mm)	A2	12V	Long Key Shaft	4434-9931	200	1 Wire male Packard	1000164828*
4577	SD7H15	Direct	-	Horizontal	Pad	4 31/32" (126mm)	PV7	12V	Long Key Shaft	-	300	Packard # 12048159	1001889661
4577	SD7H15	Direct	-	Horizontal	Pad	4 31/32" (126mm)	PV7	12V	Long Key Shaft	-	300	Packard # 12048159	1001889674*
4603	SD7H15HD	Ear 8 Long	WJ	Vertical	Pad Top	5 3/16" (132mm)	A2	12V	Long Key Shaft	6504-6010	300	2 Wire Ford F5TB14A464	1000165306*
4604	SD7H15SHD	Ear 8 Long	GK	Horizontal	Pad @ H	5 7/16" (138mm)	A1	24V	Long Key Shaft	4604-9931, 6590-6010	300	2 Wire Deutsch DT04-2P-E	1001255095

* Aftermarket version compressor

Sanden Style Compressors

R-134a Compressor Specifications

Sanden No.	Model Type	Mount Type	Cylinder Head				Clutch				Oil Amount (cc)	Connector	Catalog No Part No
			Type	Port Angle	Size/ Thread	Size	Groove	Voltage	Shaft Type	Assy No.			
4618	SD7H15	Ear 8 Long	SJA	Horizontal	O-Ring	4 11/16" (119mm)	PV7	12V	Long Key Shaft	4618-9931	240	2 Wire Female Packard #15300002	526437
4626	SD7H15HD	Direct ADM/LDM	JD	Vertical	3/4 x 7/8	5 3/16" (132mm)	A2	12V	Long Key Shaft	4780-9931, 4694-9931	300	1 Wire male Packard/ 15300002	1000139585*
4627	SD7H15	Ear 8 Long	JD	Vertical	3/4 x 7/8	4 15/16" (125mm)	A2	12V	Long Key Shaft	6510-6110	300	1 Wire Male Packard #12065171	525723
4638	SD7H15HD	EAR	GV	Horizontal	GM Pad Metric	4 11/16" (119mm)	PV8	12V	Long Key Shaft	4420-9931	200	1 Wire male Packard	1000165249*
4652	SD7H15	Ear 8 Long	JD	Vertical	3/4 x 7/8	4 15/16" (125mm)	A2	24V	Long Key Shaft	6511-6310	270	1 Wire Male Packard #12015791 wth Diode	B402842
4664	SD7H15	Ear 8 Long	JD	Vertical	3/4 x 7/8	5 3/16" (132mm)	A2	12V	Long Key Shaft	4639-9931	240	1 Wire Male Packard #12015791 w/ Bullet Jumper	525693
4665	SD7H15HD	EAR	GV	Horizontal	GM Pad Metric	4 11/16" (119mm)	PV8	12V	Long Key Shaft	4420-9931	200	1 Wire male Packard	1000165249*
4666	SD7H15	SD7 Direct Long	KC	Horizontal	3/4 x 7/8	4 11/16" (119mm)	PV8	12V	Long Key Shaft	6522-6010	240	1 Wire Male Bullet	525997
4699	SD7H15HD	Direct ADM/LDM	JD	Vertical	3/4 x 7/8	5 3/16" (132mm)	A2	12V	Long Key Shaft	4780-9931, 4694-9931	300	1 Wire male Packard/ 15300002	1000139585*
4707	SD7H15HD	EAR	GV	Horizontal	GM Pad Metric	4 11/16" (119mm)	PV8	12V	Long Key Shaft	4420-9931	200	1 Wire male Packard	1000165249*
4710	SD7H15HD	EAR	GV	Horizontal	GM Pad Metric	4 11/16" (119mm)	PV8	12V	Long Key Shaft	4420-9931	200	1 Wire male Packard	1000165249*
4712	SD7H15HD	EAR	GV	Horizontal	GM Pad Metric	4 11/16" (119mm)	PV8	12V	Long Key Shaft	4420-9931	200	1 Wire male Packard	1000165249*
4716	SD7H15HD	Ear 8 Long	WV	Horizontal	2 Pad @ 45 Offset	5 1/8" (130mm)	PV8	12V	Long Key Shaft	4700-9931	300	2 Wire Female Packard 15300002	1000139553*
4720	SD7H15	SD7 Direct Long	4347	Vertical	O-Ring Compression	4 11/16" (119mm)	PV8	12V	Long Key Shaft	4705-9930	300	2 Wire Female Packard #15300002	1002362530*
4731	SD7H15HD	Direct ADM/LDM	GSA/ GH	Vertical/ Horizontal	Pad	4 15/16" (125mm)	PV6	12V	Involute Spline 13 X 24 X 0.5	4756-9931, 4424-9931	300	2 pin Metripack truck/ 15300002	1000139472*
4733	SD7H15HD	Direct ADM/LDM, TDM/SDM	WV	Horizontal	2 Pad @ 45 Offset	5 1/8" (130mm)	PV8	12V	Involute Spline 13 X 24 X 0.5	4733-9931, 4895-9931, 6786-6110	300	2 Wire Female Packard/ 15300002	1002026901*
4741	SD7H15HD	Ear 8 Long	GV	Horizontal	GM Pad Metric	4 15/16" (125mm)	A2	24V	Long Key Shaft	4862-9931	200	1 Wire Male Packard #12015791 w/ Diode & Bullet Jumper	1000165210*
4757	SD7H15HD/ SD7H15SPR HD	SD7 Direct Long	WV	Horizontal	2 Pad @ 45 Offset	4 15/16" (125mm)	PV6	12V	Involute Spline 13 X 24 X 0.5	4757-9931, 4891-9931	300	2 Wire Female Packard/ 15300002	1001932834*
4762	SD7H15	Ear 8 Long	JD	Vertical	3/4 x 7/8	4 11/16" (119mm)	PV8	24V	Long Key Shaft	4762-9931	175	1 Wire Male Bullet	525901
4780	SD7H15HD	Direct ADM/LDM	JD	Vertical	3/4 x 7/8	5 3/16" (132mm)	A2	12V	Long Key Shaft	4780-9931, 4694-9931	300	1 Wire male Packard/ 15300002	1000139585*
4802	SD7H15HD/ SD7H15	Direct Short	480	Vertical	O-Ring Compression	5 1/2" (140mm)	PV8	12V	Long Key Shaft	4802-9931	300	15300002	1000872650*
4822	SD7H15	SD7 Direct Long	JDA	Vertical	3/4 x 7/8	4 11/16" (119mm)	PV8	12V	Long Key Shaft	4705-9930	300	2 Wire Female Packard #15300002	526066
4855	SD7H15 Enhanced	Direct	GV	Horizontal	GM Pad Metric	5 3/16" (132mm)	PV8	12V	Long Key Shaft	6785-6210	300	2 Wire Deutsch DT04-2P-EP05	1001384786

* Aftermarket version compressor

Sanden Style Compressors

R-134a Compressor Specifications

Sanden No.	Model Type	Mount Type	Cylinder Head			Clutch					Oil Amount (cc)	Connector	Catalog No Part No
			Type	Port Angle	Size/Thread	Size	Groove	Voltage	Shaft Type	Assy No.			
4862	SD7H15HD	Ear 8 Long	GV	Horizontal	GM Pad Metric	4 15/16" (125mm)	A2	24V	Long Key Shaft	4862-9931	200	1 Wire Male Packard #12015791 w/ Diode & Bullet Jumper	1000165210*
4864	SD7H15HD	EAR	GV	Horizontal	GM Pad Metric	4 11/16" (119mm)	PV8	12V	Long Key Shaft	4420-9931	200	1 Wire male Packard	1000165249*
4891	SD7H15HD/ SD7H15SPR HD	SD7 Direct Long	WV	Horizontal	2 Pad @ 45 Offset	4 15/16" (125mm)	PV6	12V	Involute Spline 13 X 24 X 0.5	4757-9931, 4891-9931	300	2 Wire Female Packard/ 15300002	1001932834*
4892	SD7H15HD	Direct ADM/LDM, TDM/SDM	WV	Horizontal	2 Pad @ 45 Offset	5 1/8" (130mm)	PV8	12V	Involute Spline 13 X 24 X 0.5	4733-9931, 4895-9931, 6786-6110	300	2 Wire Female Packard/ 15300002	1002026901*
6626	SD7H15HD	EAR	GV	Horizontal	GM Pad Metric	5 13/64" (132mm)	A2	12V	Long Key Shaft	4434-9931	200	1 Wire male Packard	1000164828*
6629	SD7H15HD	EAR	GV	Horizontal	GM Pad Metric	4 11/16" (119mm)	PV8	12V	Long Key Shaft	4420-9931	200	1 Wire male Packard	1000165249*
6630	SD7H15HD	EAR	GV	Horizontal	GM Pad Metric	5 13/64" (132mm)	A2	12V	Long Key Shaft	4434-9931	200	1 Wire male Packard	1000164828*
6631	SD7H15HD	EAR	GV	Horizontal	GM Pad Metric	5 13/64" (132mm)	A2	12V	Long Key Shaft	4434-9931	200	1 Wire male Packard	1000164828*
6642	SD7H15HD	EAR	GV	Horizontal	GM Pad Metric	5 13/64" (132mm)	A2	12V	Long Key Shaft	4434-9931	200	1 Wire male Packard	1000164828*
6655	SD7H15HD	EAR	GV	Horizontal	GM Pad Metric	4 11/16" (119mm)	PV8	12V	Long Key Shaft	4420-9931	200	1 Wire male Packard	1000165249*
6664	SD5H14HD	Ear 8 Long	FL	Vertical	3/4 x 7/8	5 3/16" (132mm)	A2	12V	Long Key Shaft	6514-6010, 6519-6010, 6514-6210	210	1 Wire male Bullet	1000223285*
6665	SD5H14HD	Ear 8 Long	FL	Vertical	3/4 x 7/8	5 3/16" (132mm)	A2	24V	Long Key Shaft	6514-6210	240	1 Wire male Bullet	1000223277*
6672	SD5H14	Ear 8 Long	JD	Vertical	3/4 x 7/8	6 1/4" (158mm)	C1	24V	SD5 Keyed Shaft	9313-6210	210	1 Wire Male Bullet	525774
6677	SD7H15HD	EAR	GV	Horizontal	GM Pad Metric	5 13/64" (132mm)	A2	12V	Long Key Shaft	4434-9931	200	1 Wire male Packard	1000164828*
6678	SD7H15HD	EAR	GV	Horizontal	GM Pad Metric	5 13/64" (132mm)	A2	12V	Long Key Shaft	4434-9931	200	1 Wire male Packard	1000164828*
7819	SD7H15	Ear 8 Long	MDA	Horizontal	1 x 14	4 15/16" (125mm)	A2	12V	Long Key Shaft	6560-6010	150	1 Wire Male Bullet	525698
8103	SD7H15HD	EAR	GV	Horizontal	GM Pad Metric	4 11/16" (119mm)	PV8	12V	Long Key Shaft	4420-9931	200	1 Wire male Packard	1000165249*
9570	SD7H15SPR HD	Direct Short	WV	Horizontal	O-Ring	5 3/64" (128mm)/ 5 1/8" (130mm)	PV8	12V	Long Key Shaft	-	300	15300002	1000872711*

* Aftermarket version compressor

Sanden Style Compressors

R-134a Compressors - OEM Version

Part No: 525693



Voltage: 12V	Material: Aluminum
Mount: Ear 8 Long	Model Type: SD7H15
Clutch Size: 5 3/16" (132mm)	OEM Model No.: 4664
Cylinder Head Type: JD	No. of Grooves: A2
Cylinder Head Port Angle: Vertical	Clutch Assembly No.: 4639-9931
Cylinder Head Size/Thread: 3/4 x 7/8 Internal Thread	Clutch Shaft Type: Long Key Shaft
Oil Amount: 240	Oil Type: SP15
Connector: 1 Wire Male Packard #12015791 w/ Bullet Jumper	System: R-134a

Part No: 525698



Voltage: 12V	Material: Aluminum
Mount: Ear 8 Long	Model Type: SD7H15
Clutch Size: 4 15/16" (125mm)	OEM Model No.: 7819
Cylinder Head Type: MDA	No. of Grooves: A2
Cylinder Head Port Angle: Horizontal	Clutch Assembly No.: 6560-6010
Cylinder Head Size/Thread: 1 x 14	Clutch Shaft Type: Long Key Shaft
Oil Amount: 150	Oil Type: SP15
Connector: 1 Wire Male Bullet	System: R-134a

Part No: 525723



Voltage: 12V	Material: Aluminum
Mount: Ear 8 Long	Model Type: SD7H15
Clutch Size: 4 15/16" (125mm)	OEM Model No.: 4627
Cylinder Head Type: JD	No. of Grooves: A2
Cylinder Head Port Angle: Vertical	Clutch Assembly No.: 6510-6110
Cylinder Head Size/Thread: 3/4 x 7/8	Clutch Shaft Type: Long Key Shaft
Oil Amount: 300	Oil Type: SP15
Connector: 1 Wire Male Packard #12065171	System: R-134a

Part No: 525774



Voltage: 24V	Material: Aluminum
Mount: Ear 8 Long	Model Type: SD5H14
Clutch Size: 6 1/4" (158mm)	OEM Model No.: 4516, 6672
Cylinder Head Type: JD	No. of Grooves: C1
Cylinder Head Port Angle: Vertical	Clutch Assembly No.: 9313-6210
Cylinder Head Size/Thread: 3/4 x 7/8	Clutch Shaft Type: SD5 Keyed Shaft
Oil Amount: 210	Oil Type: SP15
Connector: 1 Wire Male Bullet	System: R-134a

Part No: 525901



Voltage: 24V	Material: Aluminum
Mount: Ear 8 Long	Model Type: SD7H15
Clutch Size: 4 11/16" (119mm)	OEM Model No.: 4762
Cylinder Head Type: JD	No. of Grooves: PV8
Cylinder Head Port Angle: Vertical	Clutch Assembly No.: 4762-9931
Cylinder Head Size/Thread: 3/4 x 7/8	Clutch Shaft Type: Long Key Shaft
Oil Amount: 175	Oil Type: SP15
Connector: 1 Wire Male Bullet	System: R-134a

Part No: 525992



Voltage: 12V	Material: Aluminum
Mount: SD7 Direct Long	Model Type: SD7H15
Clutch Size: 4 15/16" (125mm)	OEM Model No.: 4475
Cylinder Head Type: CBA	No. of Grooves: PV6
Cylinder Head Port Angle: Vertical	Clutch Assembly No.: 4756-9931
Cylinder Head Size/Thread: 1 x 14	Clutch Shaft Type: Involute Spline 13 X 24 X 0.5
Oil Amount: 300	Oil Type: SP15
Connector: 2 Wire Female Packard #15300002	System: R-134a

Sanden Style Compressors

Part No: 525997



Voltage: 12V	Material: Aluminum
Mount: SD7 Direct Long	Model Type: SD7H15
Clutch Size: 4 11/16" (119mm)	OEM Model No.: 4666
Cylinder Head Type: KC	No. of Grooves: PV8
Cylinder Head Port Angle: Horizontal	Clutch Assembly No.: 6522-6010
Cylinder Head Size/Thread: 3/4 x 7/8	Clutch Shaft Type: Long Key Shaft
Oil Amount: 240	Oil Type: SP15
Connector: 1 Wire Male Bullet	System: R-134a

Part No: 526066



Voltage: 12V	Material: Aluminum
Mount: SD7 Direct Long	Model Type: SD7H15
Clutch Size: 4 11/16" (119mm)	OEM Model No.: 4822
Cylinder Head Type: JDA	No. of Grooves: PV8
Cylinder Head Port Angle: Vertical	Clutch Assembly No.: 4705-9930
Cylinder Head Size/Thread: 3/4 x 7/8	Clutch Shaft Type: Long Key Shaft
Oil Amount: 300	Oil Type: SP15
Connector: 2 Wire Female Packard #15300002	System: R-134a

Part No: 526368



Voltage: 12V	Material: Aluminum
Mount: SD7 Direct Long	Model Type: SD7H15
Clutch Size: 4 11/16" (119mm)	OEM Model No.: 4420
Cylinder Head Type: GV	No. of Grooves: PV8
Cylinder Head Port Angle: Horizontal	Clutch Assembly No.: 4672-9931
Cylinder Head Size/Thread: O-Ring	Clutch Shaft Type: Long Key Shaft
Oil Amount: 200	Oil Type: SP15
Connector: 1 Wire Male Packard #12015791 w/ Diode	System: R-134a

Part No: 526435



Voltage: 12V	Material: Aluminum
Mount: SD7 Direct Long	Model Type: SD7H15
Clutch Size: 4 11/16" (119mm)	OEM Model No.: 4485
Cylinder Head Type: GH	No. of Grooves: PV8
Cylinder Head Port Angle: Horizontal	Clutch Assembly No.: 4705-9930
Cylinder Head Size/Thread: O-Ring Compression	Clutch Shaft Type: Long Key Shaft
Oil Amount: 300	Oil Type: SP15
Connector: 2 Wire Female Packard #15300002	System: R-134a

Part No: 526437



Voltage: 12V	Material: Aluminum
Mount: Ear 8 Long	Model Type: SD7H15
Clutch Size: 4 11/16" (119mm)	OEM Model No.: 4618, 4010
Cylinder Head Type: SJA	No. of Grooves: PV7
Cylinder Head Port Angle: Horizontal	Clutch Assembly No.: 4618-9931
Cylinder Head Size/Thread: O-Ring	Clutch Shaft Type: Long Key Shaft
Oil Amount: 240	Oil Type: SP15
Connector: 2 Wire Female Packard #15300002	System: R-134a

Part No: 526445



Voltage: 12V	Material: Aluminum
Mount: SD7 Direct Long	Model Type: SD7H15
Clutch Size: 4 11/16" (119mm)	OEM Model No.: 4418
Cylinder Head Type: 4418	No. of Grooves: PV8
Cylinder Head Port Angle: Vertical	Clutch Assembly No.: 4705-9930
Cylinder Head Size/Thread: O-Ring Compression	Clutch Shaft Type: Long Key Shaft
Oil Amount: 300	Oil Type: SP15
Connector: 2 Wire Female Packard #15300002	System: R-134a

Part No: 100004842



Voltage: 12V	Material: Aluminum
Mount: SD7 Direct Long	Model Type: SD7H15
Clutch Size: 4 15/16" (125mm)	OEM Model No.: 4546
Cylinder Head Type: GWA	No. of Grooves: PV6
Cylinder Head Port Angle: Horizontal	Clutch Assembly No.: 4883-9931
Cylinder Head Size/Thread: O-Ring Compression	Clutch Shaft Type: Long Key Shaft
Oil Amount: 300	Oil Type: SP15
Connector: 2 Wire Female Packard #15300002	System: R-134a

Part No: 1000042346



Voltage: 12V	Material: Aluminum
Mount: SD7 Direct Long	Model Type: SD7H15
Clutch Size: 4 11/16" (119mm)	OEM Model No.: 4482
Cylinder Head Type: MDA	No. of Grooves: PV8
Cylinder Head Port Angle: Horizontal	Clutch Assembly No.: 4705-9930
Cylinder Head Size/Thread: 1 x 14	Clutch Shaft Type: Long Key Shaft
Oil Amount: 300	Oil Type: SP15
Connector: 2 Wire Female Packard #15300002	System: R-134a

Part No: 1000052431



Voltage: 12V	Material: Aluminum
Mount: SD7 Direct Long	Model Type: SD7H15
Clutch Size: 4 15/16" (125mm)	OEM Model No.: 4040
Cylinder Head Type: GQ	No. of Grooves: PV6
Cylinder Head Port Angle: Vertical	Clutch Assembly No.: 4883-9931
Cylinder Head Size/Thread: O-Ring Compression	Clutch Shaft Type: Long Key Shaft
Oil Amount: 300	Oil Type: SP15
Connector: 2 Wire Female Packard #15300002	System: R-134a

Sanden Style Compressors

Part No: 1000141300



Voltage: 12V	Material: Aluminum
Mount: Direct ADM/LDM	Model Type: SD7H15SPRHD
Clutch Size: 4 11/16" (119mm)	OEM Model No.: 4368, 4077
Cylinder Head Type: GQ	No. of Grooves: PV8
Cylinder Head Port Angle: Vertical	Clutch Assembly No.: 4368-9931
Cylinder Head Size/Thread: Pad @ 90	Clutch Shaft Type: Long Key Shaft
Oil Amount: 300	Oil Type: SP15
Connector: 15300002	System: R-134a

Part No: 1000141363



Voltage: 12V	Material: Aluminum
Mount: Direct TDM/SDM	Model Type: SD7H15SPRHD
Clutch Size: 5" (127mm)	OEM Model No.: 4078, 4370
Cylinder Head Type: GQ	No. of Grooves: PV12/PV10
Cylinder Head Port Angle: Vertical	Clutch Assembly No.: 4370-9931
Cylinder Head Size/Thread: Pad @ 90	Clutch Shaft Type: Long Key Shaft
Oil Amount: 240	Oil Type: SP15
Connector: 2 pin Metripack truck	System: R-134a

Part No: 1000141380



Voltage: 12V	Material: Aluminum
Mount: Direct TDM/SDM	Model Type: SD7H15SPRHD
Clutch Size: 4 15/16" (125mm)	OEM Model No.: 4080, 4377
Cylinder Head Type: GQ	No. of Grooves: PV6
Cylinder Head Port Angle: Vertical	Clutch Assembly No.: 4376-9931
Cylinder Head Size/Thread: Pad @ 90	Clutch Shaft Type: Long Key Shaft
Oil Amount: 300	Oil Type: SP15
Connector: 2 pin Metripack truck	System: R-134a

Part No: 1000141423



Voltage: 12V	Material: Aluminum
Mount: Direct ADM/LDM	Model Type: SD7H15SPRHD
Clutch Size: 4 7/8" (124mm)	OEM Model No.: 4398, 4081
Cylinder Head Type: GSA	No. of Grooves: PV8
Cylinder Head Port Angle: Vertical	Clutch Assembly No.: 4368-9931
Cylinder Head Size/Thread: Pad	Clutch Shaft Type: Long Key Shaft
Oil Amount: 300	Oil Type: SP15
Connector: 15300002	System: R-134a

Part No: 1000145382



Voltage: 12V	Material: Aluminum
Mount: SD7 Direct Long	Model Type: SD7H15
Clutch Size: 4 11/16" (119mm)	OEM Model No.: 4075
Cylinder Head Type: GH	No. of Grooves: PV8
Cylinder Head Port Angle: Horizontal	Clutch Assembly No.: 4368-9931
Cylinder Head Size/Thread: O-Ring Compression	Clutch Shaft Type: Long Key Shaft
Oil Amount: 300	Oil Type: SP15
Connector: 2 Wire Female Packard #15300002	System: R-134a

Part No: 1000163318



Voltage: 12V	Material: Aluminum
Mount: Direct ADM/LDM	Model Type: SD7H15SPRHD
Clutch Size: 4 11/16" (119mm)	OEM Model No.: 4090, 4391
Cylinder Head Type: KCA	No. of Grooves: PV8
Cylinder Head Port Angle: Horizontal	Clutch Assembly No.: 4368-9931
Cylinder Head Size/Thread: 3/4 x 7/8	Clutch Shaft Type: Long Key Shaft
Oil Amount: 300	Oil Type: SP15
Connector: 2 pin Metripack truck/15300002	System: R-134a

Part No: 1000194450



Voltage: 12V	Material: Aluminum
Mount: Direct TDM/SDM	Model Type: SD7H15SPRHD
Clutch Size: 4 15/16" (125mm)	OEM Model No.: 4079, 4376
Cylinder Head Type: GSA	No. of Grooves: PV6
Cylinder Head Port Angle: Vertical	Clutch Assembly No.: 4376-9931
Cylinder Head Size/Thread: Pad	Clutch Shaft Type: Long Key Shaft
Oil Amount: 300	Oil Type: SP15
Connector: 2 pin Metripack truck/15300002	System: R-134a

Part No: 1000381584



Voltage: 12V	Material: Aluminum
Mount: SD7 Direct Short	Model Type: SD7H15
Clutch Size: 7 1/16" (180mm)	OEM Model No.: 4326
Cylinder Head Type: WV	No. of Grooves: PV8
Cylinder Head Port Angle: Horizontal	Clutch Assembly No.: Not serviced
Cylinder Head Size/Thread: O-Ring	Clutch Shaft Type: Long Key Shaft
Oil Amount: 300	Oil Type: SP15
Connector: 2 Wire Female Packard #15300002	System: R-134a

Part No: 1001249654



Voltage: 24V	Material: Aluminum
Mount: Ear 8 Long	Model Type: SD7H15
Clutch Size: 5 3/16" (132mm)	OEM Model No.: 4271, 4271U1
Cylinder Head Type: JD	No. of Grooves: A2
Cylinder Head Port Angle: Vertical	Clutch Assembly No.: 4435-9931
Cylinder Head Size/Thread: 3/4 x 7/8	Clutch Shaft Type: Long Key Shaft
Oil Amount: 200	Oil Type: SP15
Connector: 1 Wire Male Packard #12015791 W/ Bullet Jumper	System: R-134a

Sanden Style Compressors

Part No: 1001249691



Voltage: 12V	Material: Aluminum
Mount: Direct TDM/SDM	Model Type: SD7H15SPRHD
Clutch Size: 4 11/16" (119mm)	OEM Model No.: 4314
Cylinder Head Type: 480	No. of Grooves: PV8
Cylinder Head Port Angle: Vertical	Clutch Assembly No.: 4368-9931
Cylinder Head Size/Thread: Pad @ 90	Clutch Shaft Type: Long Key Shaft
Oil Amount: 300	Oil Type: SP15
Connector: 2 Wire Male Packard	System: R-134a

Part No: 1001255095



Voltage: 24V	Material: Aluminum
Mount: Ear 8 Long	Model Type: SD7H15SHD
Clutch Size: 5 7/16" (138mm)	OEM Model No.: 4604, 4468
Cylinder Head Type: GK	No. of Grooves: A1
Cylinder Head Port Angle: Horizontal	Clutch Assembly No.: 4604-9931, 6590-6010
Cylinder Head Size/Thread: Pad @ H	Clutch Shaft Type: Long Key Shaft
Oil Amount: 300	Oil Type: SP15
Connector: 2 Wire Deutsch DT04-2P-E	System: R-134a

Part No: 1001321790



Voltage: 24V	Material: Aluminum
Mount: Ear 8 Long	Model Type: SD7H15
Clutch Size: 4 15/16" (125mm)	OEM Model No.: 4093
Cylinder Head Type: JD	No. of Grooves: A2
Cylinder Head Port Angle: Vertical	Clutch Assembly No.: 6511-6310
Cylinder Head Size/Thread: 3/4 x 7/8	Clutch Shaft Type: Long Key Shaft
Oil Amount: 200	Oil Type: SP15
Connector: 1 Wire Male Packard #12015791 w/ Diode	System: R-134a

Part No: 1001321949



Voltage: 12V	Material: Aluminum
Mount: SD7 Direct Short	Model Type: SD7H15
Clutch Size: 6 5/16" (160mm)	OEM Model No.: 4099
Cylinder Head Type: 480	No. of Grooves: PV8
Cylinder Head Port Angle: Vertical	Clutch Assembly No.: 4099-9931
Cylinder Head Size/Thread: O-Ring Compression	Clutch Shaft Type: Long Key Shaft
Oil Amount: 300	Oil Type: SP15
Connector: 2 Wire Female Packard #15300002	System: R-134a

Part No: 1001322225



Voltage: 24V	Material: Aluminum
Mount: Ear 8 Long	Model Type: SD7H15
Clutch Size: 5 1/8" (130mm)	OEM Model No.: 4487
Cylinder Head Type: GK	No. of Grooves: PV8
Cylinder Head Port Angle: Horizontal	Clutch Assembly No.: 4726-9931
Cylinder Head Size/Thread: O-Ring	Clutch Shaft Type: Long Key Shaft
Oil Amount: 300	Oil Type: SP15
Connector: 2 Wire Deutsch #DT04-2P-E (005, EP04, EP05)	System: R-134a

Part No: 1001322595



Voltage: 12V	Material: Aluminum
Mount: SD7 Direct Long	Model Type: SD7H15
Clutch Size: 4 11/16" (119mm)	OEM Model No.: 4121, 4121U
Cylinder Head Type: KF	No. of Grooves: PV8
Cylinder Head Port Angle: Horizontal	Clutch Assembly No.: 4545-9932
Cylinder Head Size/Thread: 1 1/16 X 3/4	Clutch Shaft Type: Long Key Shaft
Oil Amount: 270	Oil Type: SP15
Connector: 2 Wire Male Packard #12015792	System: R-134a

Part No: 1001384786



Voltage: 12V	Material: Aluminum
Mount: Direct	Model Type: SD7H15 Enhanced
Clutch Size: 5 3/16" (132mm)	OEM Model No.: 4855
Cylinder Head Type: GV	No. of Grooves: PV8
Cylinder Head Port Angle: Horizontal	Clutch Assembly No.: 6785-6210
Cylinder Head Size/Thread: GM Pad Metric	Clutch Shaft Type: Long Key Shaft
Oil Amount: 300	Oil Type: SP15
Connector: 2 Wire Deutsch DT04-2P-EP05	System: R-134a

Part No: 1001889661



Voltage: 12V	Model Type: SD7H15
Mount: Direct	OEM Model No.: 4577
Clutch Size: 4 31/32" (126mm)	No. of Grooves: PV7
Cylinder Head Port Angle: Horizontal	Clutch Shaft Type: Long Key Shaft
Cylinder Head Size/Thread: Pad	Connector: Packard # 12048159
Oil Amount: 300	

Part No: 1001889690



Voltage: 12V	Model Type: SD7H15
Mount: Direct	OEM Model No.: 4148
Clutch Size: 5 1/8" (130mm)	No. of Grooves: PV8
Cylinder Head Port Angle: Horizontal	Oil Amount: 300
Cylinder Head Size/Thread: Pad	Connector: Packard # 12048159

Sanden Style Compressors

Part No: 1001889700



Part No: B402842



Voltage: 24V	Material: Aluminum
Mount: Ear 8 Long	Model Type: SD7H15
Clutch Size: 4 15/16" (125mm)	OEM Model No.: 4652
Cylinder Head Type: JD	No. of Grooves: A2
Cylinder Head Port Angle: Vertical	Clutch Assembly No.: 6511-6310
Cylinder Head Size/Thread: 3/4 x 7/8	Clutch Shaft Type: Long Key Shaft
Oil Amount: 270	Oil Type: SP15
Connector: 1 Wire Male Packard #12015791 w/ Diode	System: R-134a

R-134a Compressors - Aftermarket Version

Part No: 1000139472



Voltage: 12V	Material: Aluminum
Mount: Direct ADM/LDM	Model Type: SD7H15HD
Clutch Size: 4 15/16" (125mm)	OEM Model No.: 4731, 4424, 4039
Cylinder Head Type: GSA/GH	No. of Grooves: PV6
Cylinder Head Port Angle: Vertical/Horizontal	Clutch Assembly No.: 4756-9931, 4424-9931
Cylinder Head Size/Thread: Pad	Clutch Shaft Type: Involute Spline 13 X 24 X 0.5
Oil Amount: 300	Oil Type: SP15
Connector: 2 pin Metripack truck/15300002	System: R-134a

Part No: 1000139553



Voltage: 12V	Model Type: SD7H15HD
Mount: Ear 8 Long	OEM Model No.: 4716, 4490
Clutch Size: 5 1/8" (130mm)	No. of Grooves: PV8
Cylinder Head Type: WV	Clutch Assembly No.: 4700-9931
Cylinder Head Port Angle: Horizontal	Clutch Shaft Type: Long Key Shaft
Cylinder Head Size/Thread: 2 Pad @ 45 Offset	Oil Type: SP15
Oil Amount: 300	System: R-134a
Connector: 2 Wire Female Packard 15300002	

Part No: 1000139585



Voltage: 12V	Material: Aluminum
Mount: Direct ADM/LDM	Model Type: SD7H15HD
Clutch Size: 5 3/16" (132mm)	OEM Model No.: 4626, 4699, 4780
Cylinder Head Type: JD	No. of Grooves: A2
Cylinder Head Port Angle: Vertical	Clutch Assembly No.: 4780-9931, 4694-9931
Cylinder Head Size/Thread: 3/4 x 7/8	Clutch Shaft Type: Long Key Shaft
Oil Amount: 300	Oil Type: SP15
Connector: 1 Wire Male Packard/15300002	System: R-134a

Sanden Style Compressors

Part No: 1000164653



Voltage: 12V	Material: Aluminum
Mount: Direct ADM/LDM	Model Type: SD7H15HD
Clutch Size: 4 11/16" (119mm)	OEM Model No.: 4420
Cylinder Head Type: GV	No. of Grooves: PV8
Cylinder Head Port Angle: Horizontal	Clutch Assembly No.: 4420-9931
Cylinder Head Size/Thread: GM Pad Metric	Clutch Shaft Type: Long Key Shaft
Oil Amount: 200	Oil Type: SP15
Connector: 1 Wire Male Packard	System: R-134a

Part No: 1000164828



Voltage: 12V	Material: Aluminum
Mount: EAR	Model Type: SD7H15HD
Clutch Size: 5 13/64" (132mm)	OEM Model No.: 4434, 4513, 4525, 4529, 6626, 6630, 6631, 6642, 6677, 6678
Cylinder Head Type: GV	No. of Grooves: A2
Cylinder Head Port Angle: Horizontal	Clutch Assembly No.: 4434-9931
Cylinder Head Size/Thread: GM Pad Metric	Clutch Shaft Type: Long Key Shaft
Oil Amount: 200	Oil Type: SP15
Connector: 1 Wire Male Packard	System: R-134a

Part No: 1000165210



Voltage: 24V	Model Type: SD7H15HD
Mount: Ear 8 Long	OEM Model No.: 4741, 4862
Clutch Size: 4 15/16" (125mm)	No. of Grooves: A2
Cylinder Head Type: GV	Clutch Assembly No.: 4862-9931
Cylinder Head Port Angle: Horizontal	Clutch Shaft Type: Long Key Shaft
Cylinder Head Size/Thread: GM Pad Metric	Oil Type: SP15
Oil Amount: 200	System: R-134a
Connector: 1 Wire Male Packard #12015791 w/ Diode & Bullet Jumper	

Part No: 1000165249



Voltage: 12V	Material: Aluminum
Mount: EAR	Model Type: SD7H15HD
Clutch Size: 4 11/16" (119mm)	OEM Model No.: 4514, 4522, 4523, 4638, 4665, 4707, 4710, 4712, 4864, 6629, 6655, 8103
Cylinder Head Type: GV	No. of Grooves: PV8
Cylinder Head Port Angle: Horizontal	Clutch Assembly No.: 4420-9931
Cylinder Head Size/Thread: GM Pad Metric	Clutch Shaft Type: Long Key Shaft
Oil Amount: 200	Oil Type: SP15
Connector: 1 Wire Male Packard	System: R-134a

Part No: 1000165306



Voltage: 12V	Material: Aluminum
Mount: Ear 8 Long	Model Type: SD7H15HD
Clutch Size: 5 3/16" (132mm)	OEM Model No.: 4603, 4469
Cylinder Head Type: WJ	No. of Grooves: A2
Cylinder Head Port Angle: Vertical	Clutch Assembly No.: 6504-6010
Cylinder Head Size/Thread: Pad Top	Clutch Shaft Type: Long Key Shaft
Oil Amount: 300	Oil Type: SP15
Connector: 2 Wire Ford 5FTB14A464	System: R-134a

Part No: 1000223277



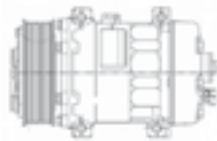
Voltage: 24V	Material: Aluminum
Mount: Ear 8 Long	Model Type: SD5H14HD
Clutch Size: 5 3/16" (132mm)	OEM Model No.: 4506, 4507, 6665
Cylinder Head Type: FL	No. of Grooves: A2
Cylinder Head Port Angle: Vertical	Clutch Assembly No.: 6514-6210
Cylinder Head Size/Thread: 3/4 x 7/8	Clutch Shaft Type: Long Key Shaft
Oil Amount: 240	Oil Type: SP15
Connector: 1 Wire Male Bullet	System: R-134a

Part No: 1000223285



Voltage: 12V	Material: Aluminum
Mount: Ear 8 Long	Model Type: SD5H14HD
Clutch Size: 5 3/16" (132mm)	OEM Model No.: 4509, 4510, 6664
Cylinder Head Type: FL	No. of Grooves: A2
Cylinder Head Port Angle: Vertical	Clutch Assembly No.: 6514-6010, 6519-6010, 6514-6210
Cylinder Head Size/Thread: 3/4 x 7/8	Clutch Shaft Type: Long Key Shaft
Oil Amount: 210	Oil Type: SP20
Connector: 1 Wire Male Bullet	System: R-134a

Part No: 1000449225



Voltage: 12V	Model Type: SD7H15HD
Mount: Direct ADM/LDM	OEM Model No.: 4028
Clutch Size: 4 11/16" (119mm)	No. of Grooves: PV8
Cylinder Head Type: GV	Clutch Assembly No.: 4420-9931
Cylinder Head Port Angle: Horizontal	Clutch Shaft Type: Long Key Shaft
Cylinder Head Size/Thread: GM Pad Metric	Oil Type: SP15
Oil Amount: 250	System: R-134a
Connector: 1 Wire Male Packard #12015791 w/ Diode	

Part No: 1000451085



Voltage: 12V	Material: Aluminum
Mount: SD7 Direct Long	Model Type: SD7H15HD
Clutch Size: 4 11/16" (119mm)	OEM Model No.: 4418
Cylinder Head Type: 441	No. of Grooves: PV8
Cylinder Head Port Angle: Vertical	Clutch Assembly No.: 4417-9931
Cylinder Head Size/Thread: O-Ring Compression	Clutch Shaft Type: Long Key Shaft
Oil Amount: 300	Oil Type: SP15
Connector: 2 Wire Female Packard #15300002	System: R-134a

Sanden Style Compressors

Part No: 1000600468



Voltage: 12V	Material: Aluminum
Mount: SD7 Direct Long	Model Type: SD7H15
Clutch Size: 4 11/16" (119mm)	OEM Model No.: 4084
	No. of Grooves: PV8
Cylinder Head Port Angle: Horizontal	Clutch Assembly No.: 4368-9931
Cylinder Head Size/Thread: 1 x 14	Clutch Shaft Type: Long Key Shaft
Oil Amount: 300	Oil Type: SP15
Connector: 2 Wire Female Packard #15300002	System: R-134a

Part No: 1000872619



Voltage: 12V	Material: Aluminum
Mount: Direct ADM/LDM	Model Type: SD7H15 Enhanced
Clutch Size: 4 11/16" (119mm)	OEM Model No.: 4347
Cylinder Head Type: 4347	No. of Grooves: PV10
Cylinder Head Port Angle: Vertical	Clutch Assembly No.: 4347-9930
Cylinder Head Size/Thread: Pad @ 45	Clutch Shaft Type: Long Key Shaft
Oil Amount: 300	Oil Type: SP15
Connector: 2 pin Metripack truck	System: R-134a

Part No: 1000872633



Voltage: 12V	Material: Aluminum
Mount: Direct	Model Type: SD7H15SPRHD
Clutch Size: 7 3/32" 180mm)	OEM Model No.: 4326
Cylinder Head Type: WV	No. of Grooves: PV8
Cylinder Head Port Angle: Horizontal	Clutch Assembly No.: Not serviced
Cylinder Head Size/Thread: O-Ring	Clutch Shaft Type: Long Key Shaft
Oil Amount: 300	Oil Type: SP15
Connector: 15300002	System: R-134a

Part No: 1000872650



Voltage: 12V	Material: Aluminum
Mount: Direct Short	Model Type: SD7H15SPRHD/SD7H15
Clutch Size: 5 1/2" (140mm)	OEM Model No.: 4108, 4802, 4108U
Cylinder Head Type: 480	No. of Grooves: PV8
Cylinder Head Port Angle: Vertical	Clutch Assembly No.: 4802-9931
Cylinder Head Size/Thread: O-Ring Compression	Clutch Shaft Type: Long Key Shaft
Oil Amount: 300	Oil Type: SP15
Connector: 15300002	System: R-134a

Part No: 1000872711



Voltage: 12V	Material: Aluminum
Mount: Direct Short	Model Type: SD7H15SPRHD
Clutch Size: 5 3/64" (128mm)/5 1/8" (130mm)	OEM Model No.: 4117, 4286, 2134, 9570
Cylinder Head Type: WV	No. of Grooves: PV8
Cylinder Head Port Angle: Horizontal	Clutch Assembly No.: Not serviced
Cylinder Head Size/Thread: O-Ring	Clutch Shaft Type: Long Key Shaft
Oil Amount: 300	Oil Type: SP15
Connector: 15300002	System: R-134a

Part No: 1000873174



Voltage: 12V	Material: Aluminum
Mount: Direct Short	Model Type: SD7H15SPRHD
Clutch Size: 4 15/16" (125mm)	OEM Model No.: 4285, 4120U, 4120
Cylinder Head Type: WV	No. of Grooves: PV8
Cylinder Head Port Angle: Horizontal	Clutch Assembly No.: 4376-9931
Cylinder Head Size/Thread: O-Ring	Clutch Shaft Type: Long Key Shaft
Oil Amount: 300	Oil Type: SP15
Connector: 15300002	System: R-134a

Part No: 1000873181



Voltage: 12V	Material: Aluminum
Mount: SD7 Direct Short	Model Type: SD7H15
Clutch Size: 4 31/32" (126mm)	OEM Model No.: 4384, 4384U
	No. of Grooves: PV10
Cylinder Head Port Angle: Vertical	Clutch Assembly No.: 4369-9931
Cylinder Head Size/Thread: O-Ring Compression	Clutch Shaft Type: Long Key Shaft
Oil Amount: 300	Oil Type: SP15
Connector: 2 Wire Female Packard #15300002	System: R-134a

Part No: 1000969524



Voltage: 12V	Material: Aluminum
Mount: Direct ADM/LDM	Model Type: SN7H15D
Clutch Size: 4 15/16" (125mm)	OEM Model No.: 4419
Cylinder Head Type: GV	No. of Grooves: A2
Cylinder Head Port Angle: Horizontal	Clutch Shaft Type: Long Key Shaft
Cylinder Head Size/Thread: Pad	Oil Type: PAG46
Oil Amount: 200	System: R-134a
Connector: 12015791	

Part No: 1001889674



Voltage: 12V	Model Type: SD7H15
Mount: Direct	OEM Model No.: 4577
Clutch Size: 4 31/32" (126mm)	No. of Grooves: PV7
Cylinder Head Port Angle: Horizontal	Clutch Shaft Type: Long Key Shaft
Cylinder Head Size/Thread: Pad	Connector: Packard # 12048159
Oil Amount: 300	

Sanden Style Compressors

Part No: 1001932834



Voltage: 12V	Material: Aluminum
Mount: SD7 Direct Long	Model Type: SD7H15HD/SD7H15SPRHD
Clutch Size: 4 15/16" (125mm)	OEM Model No.: 4757, 4891, 4494
Cylinder Head Type: WV	No. of Grooves: PV6
Cylinder Head Port Angle: Horizontal	Clutch Assembly No.: 4757-9931, 4891-9931
Cylinder Head Size/Thread: 2 Pad @ 45 Offset	Clutch Shaft Type: Involute Spline 13 X 24 X 0.5
Oil Amount: 300	Oil Type: SP15
Connector: 2 Wire Female Packard/15300002	System: R-134a

Part No: 1002026901



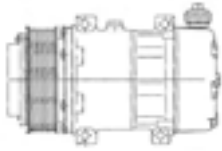
Voltage: 12V	Material: Aluminum
Mount: Direct ADM/LDM, TDM/SDM	Model Type: SD7H15HD
Clutch Size: 5 1/8" (130mm)	OEM Model No.: 4733, 4892, 4493
Cylinder Head Type: WV	No. of Grooves: PV8
Cylinder Head Port Angle: Horizontal	Clutch Assembly No.: 4733-9931, 4895-9931, 6786-6110
Cylinder Head Size/Thread: 2 Pad @ 45 Offset	Clutch Shaft Type: Involute Spline 13 X 24 X 0.5
Oil Amount: 300	Oil Type: SP15
Connector: 2 Wire Female Packard/15300002	System: R-134a

Part No: 1002362530



Voltage: 12V	Material: Aluminum
Mount: SD7 Direct Long	Model Type: SD7H15E
Clutch Size: 4 11/16" (119mm)	OEM Model No.: 4720
Cylinder Head Port Angle: Vertical	No. of Grooves: PV8
Cylinder Head Size/Thread: Pad	Oil Type: PAG 46
Oil Amount: 300	System: R-134
Connector: 2 Wire Female Packard/ 15300002	

Part No: 1002396857



Voltage: 12V	Material: Aluminum
Mount: Direct ADM/LDM, TDM/SDM	Model Type: SD7H15SPRHD
Clutch Size: 4 7/8" (124mm)	OEM Model No.: 4398, 4081
Cylinder Head Type: GSA	No. of Grooves: PV8
Cylinder Head Port Angle: Vertical	Clutch Assembly No.: 4368-9931
Cylinder Head Size/Thread: Pad	Clutch Shaft Type: Long Key Shaft
Oil Amount: 300	Oil Type: SP15
Connector: 15300002	System: R-134a

Sanden Style Compressors

Head Types

STYLE B



Vertical Flare
3/4 x 7/8

STYLE C



Vertical Tube O-Ring
1 x 14

STYLE FC



Vertical Standard
Tube O-Ring 3/4 x 7/8

STYLE FG



STYLE FL



Vertical O-Ring
3/4 x 7/8

STYLE GWA



Horizontal Pad Type

STYLE JD



Vertical O-Ring
3/4 x 7/8

STYLE JDA

STYLE K



Horizontal O-Ring
3/4 x 7/8








STYLE KC

STYLE M



Horizontal Tube O-Ring
1 x 14

Sanden Style Compressors

Sanden Clutch Variations		
One Wire	Two Wire	
<p>Double Groove 125mm 132mm</p>	<p>Double Groove 125mm 132mm 152mm</p>	
<p>Single Variable Groove 158mm</p>		
<p>Single Offset Groove 122mm 138mm</p>		
<p>7 Poly Groove 119mm</p>	<p>7 Poly Groove 119mm 130mm</p>	
<p>8 Poly Groove 119mm 133mm</p>	<p>8 Poly Groove 119mm 130mm 132mm 152mm</p>	
<p>6 Poly Groove 119mm</p>	<p>6 Poly Groove 125mm</p>	
<p>10 Poly Groove 125mm</p>		

Sanden Style Compressors

Manufacturing Date Codes

Manufacturing date codes are stamped on the mounting plate or boss at the front left of the compressor as seen when facing the clutch, with oil plug or adaptor up.

Year of manufacture (first digit):
 (i.e. 2 indicates manufacture in 1993)
 Month of manufacture (last digit):
 Jan. - Sept.: 1 - 9
 Oct.: X
 Nov.: Y
 Dec.: Z

Sanden internal I.D. code

Stamped on Compressor
Manufactured in USA Only

Compressor Nomenclature

Identification

R-12 Compressors

SD - 7 0 9

Sanden reciprocating wobble plate compressors
 Number of cylinders
 Approximate displacement, in cubic inches

R-134a Compressors

SD 7 H 1 5 H D

Sanden reciprocating wobble plate compressors
 Number of cylinders
 Port location (H if on head, B if on block)
 Approximate displacement, in cubic centimeters (divided by 10)
 Heavy-duty (HD) or Sealed Heavy-duty (SHD) clutch

Assembly Mounting Angles

All Sanden R-134a Compressors

Oil Filler Plug

Label Configuration

Manufacturing location code

00-06 Japan
 70-79 USA
 80-89 Singapore

SD7H15

Serial No:
 123456 | 0-1 | 1 | 70

Serial Number
 Month of manufacture (1 - 12)
 Year of manufacture (last digit)

Sanden R-134a Model Specifications

Model	Refrigerant	Displacement cubic inch (cc)	Typical Weight, lb. (kg.)			Standard Oil Charge			Rotation
			Compressor	Clutch	Assembly	Oil Type	System Type	Amount fl. oz. (cc)	
SD5H14	R-134a	8.4 (138)	11.2 (5.1)	6.0 (2.7)	17.2 (7.8)	SP-20	TXV	7.2±0.5 (210±15)	Either way
							CCOT	No Standard	
SD7B10	R-134a	6.1 (100)	5.9 (2.7)	3.3 (1.5)	9.2 (4.2)	SP-10	TXV	No Standard	CW only
SD7H13	R-134a	7.9 (129)	9.3 (4.2)	4.6 (2.1)	13.9 (6.3)	SP-20	TXV	4.6±0.5 (135±15)	CW only
SD7H15/HD	R-134a	9.5 (155)	9.9 (4.5)	5.3 (2.4)	15.2 (6.9)	SP-20	TXV	4.6±0.5 (135±15)	CW only
							CCOT	8.1±0.5 (240±15)	
SD7H15/SHD	R-134a	9.5 (155)	9.9 (4.5)	7.7 (3.5)	17.6 (8.0)	SP-20	TXV	4.6±0.5 (135±15)	CW only
							CCOT	8.1±0.5 (240±15)	

Sanden Style Compressors

R-12 to R-134a Model Conversions

Type	R-12	R-134a
5 Cylinder	SD-505	SD7B10/SD5H09
	SD-507	SD5H11
	SD-508	SD5H14
	SD-510	SD7H15HD & SD5H14HD
7 Cylinder	SDB-706	SD7B10
	SD-708	SD7H13
	SD-709	SD7H15
	SDB-709	SD7B15

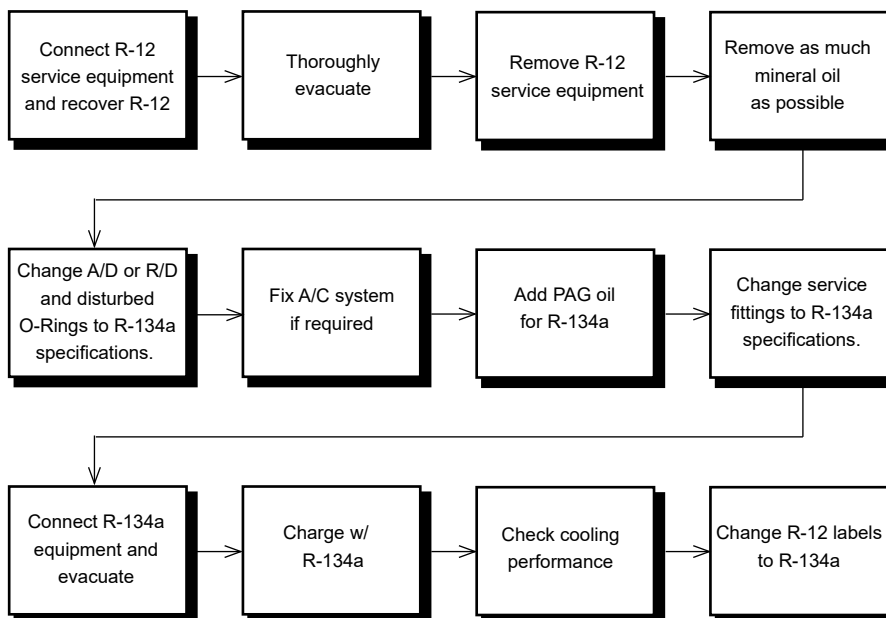
Belt Tension

Grooves	Tension, lb. (kgf.)
A	121±5 (55±2)
B	132±5 (60±2)
C	132±5 (60±2)
M	132±5 (60±2)
PV4	132±5 (60±2)
PV6	198±5 (60±2)

Speed Rating

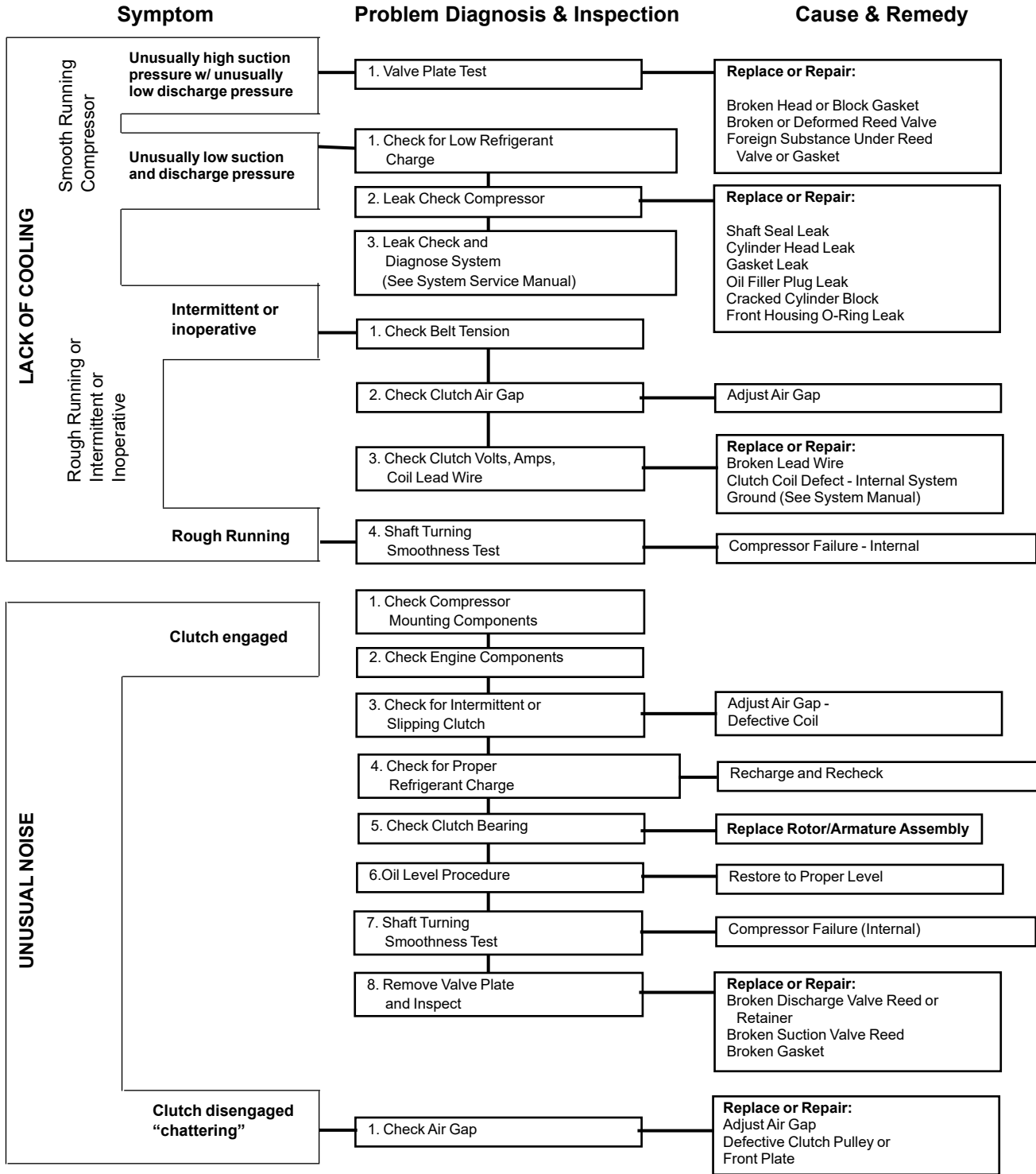
Model	Clutch Type	Max RPM	
		Constant	Downshift
SD5H14	Std.	6,000	7,000
SD5H14	HD	4,000	6,000
SD7B10	All	6,000	7,000
SD7H13	All	6,000	8,000
SD7H15	Std.	6,000	8,000
SD7H15	HD	4,000	6,000
SD7H15	SHD	4,000	4,000

R-12 to R-134a Conversion Procedure



Sanden Style Compressors

Compressor Troubleshooting



Sanden's new, flexible compressor series...

WHAT IS THE FLX 7?

SD7H15 Durability

The FLX7 starts w/ the same SD7H15 compressor known throughout the automotive industry for its performance and durability.

FLX7 Features and Benefits

The FLX7 is an optimized version of the SD7H15 compressor which utilizes interchangeable parts to increase flexibility and adaptability to a variety of automotive applications. FLX7 compressors come standard w/ enhanced features previously found only on premium compressors. Features and benefits include:

- **Fewer Part Numbers.** The FLX 7 uses a common body and interchangeable parts to consolidate hundreds of existing part numbers into just 23 models.
- **Reduced Inventory Costs.** The consolidation of part numbers provides an opportunity to stock a single FLX 7 compressor instead of dozens of models.
- Fewer part numbers means the number of service parts required to inventory for field replacement is also decreased.
- **Expanded Product Configurations.** The FLX 7 allows for the creation of compressor configurations not previously offered by Sanden.
- Each FLX7 comes w/ both a Bullet and sealed Packard clutch lead Wire terminal for application flexibility
- For protection, every FLX7 comes equipped w/ a pressure relief valve to guard against abnormal pressure conditions. A field coil diode is also included to prevent electrical damage caused by voltage surges.
- The FLX7 uses a standard GM pad-style Cylinder head which receives a variety of port fittings ready to accommodate vertical and horizontal hose attachment. The port fittings are sold separately from the compressor, allowing the user to adapt a single compressor to fit many applications.
- Each port fitting is made of forged steel for superior strength vs. cast iron fittings. The fittings have threaded ports ready to receive an R12 or R134a charging valve.
- FLX7 models come w/ mineral oil for use w/ R12 systems or PAG oil for use w/ R134a systems eliminating the need for retrofitting.
- Heavy Duty rotor bearings to handle higher pressure / loads.
- A variety of clutch rotor configurations sealed heavy-duty and multi-groove rotors are available in 12 volt and 24 volt options:

125mm, A2	158mm, C1
119mm, PV10	119mm, PV8
122mm, A1 (Overhang)	119mm, PV8(SHD)
152mm, A2	138mm, A1
- Port Fitting sizes available:
 - Horizontal 3/4 x 7/8
 - Vertical 3/4 x 7/8
 - Vertical 3/4 x 7/8 Flare
 - Vertical 1 x 14
 - Horizontal 1 x 14

FLX 7 FEATURES

FLX 7 features include:

- 7 Cylinders for reduced operating pulsations, reduced noise, and improved performance.
- Available in ear mount or direct mount configurations for flexibility and adaptability over a broad range of applications.
- Superior lubricating system for increased durability and high temperature performance.
- Heavy-duty bearing to handle higher pressures and loads.
- Shaft seal for greater leak protection and durability.

FLX 7 TYPICAL APPLICATIONS

FLX7 models are designed for use w/:

- Light Passenger Vehicles
- Medium Duty and Heavy Trucks
- Agricultural Vehicles
- Passenger Buses
- Construction Vehicles


Sanden Style Compressors

FLX 7 R-134a Replacement Matrix

SANDEN PART NO	FLX 7	ADAPTER
4419	NA	NA
4420	1000164653	NA
4428	NA	540388
4434	1000164828	NA
4435	NA	540389
4506	NA	540389
4507	NA	540389
4508	NA	540389
4509	1000164828	540389
4510	1000164828	540389
4513	1000164828	NA
4514	1000165249	540389
4515	NA	540389
4516	NA	540389
4521	NA	NA
4522	1000165249	NA
4523	1000165249	NA
4525	1000164828	NA
4527	NA	NA
4529	1000164828	NA
4536	1000164828	540388
4537	NA	540388
4626	NA	540389
4627	NA	540389
4638	1000165249	NA
4641	1000164653	NA
4643	1000164828	NA
4646	1000164828	NA
4647	1000164828	540389
4652	1000165210	540389
4663	NA	540389
4664	1000164828	540389
4665	1000165249	540389
4666	1000164653	540388
4707	1000165249	NA
4709	NA	540388
4710	1000165249	NA
4711	1000165249	540389
4712	1000165249	540388
4741	1000165210	540389
4745		540389
4746	NA	540389
4765	NA	540388
4779	NA	540389
4864	1000165249	NA

FLX 7 R-134a Replacement Matrix

SANDEN PART NO	FLX 7	ADAPTER
6626	1000164828	540389
6627	NA	540389
6629	1000165249	540389
6630	1000164828	540388
6631	1000164828	NA
6632	NA	NA
6634	NA	540388
6642	1000164828	NA
6655	1000165249	NA
6656	NA	540389
6664	1000164828	540389
6665	NA	540389
6667	NA	NA
6672	NA	540389
6673	NA	540389
6675	1000165249	NA
6676	1000164828	540388
6677	1000164828	NA
6678	1000164828	NA
7822	1000165249	NA
8103	1000165249	540389
8104	1000164828	540389
8396	NA	NA




Sanden Flx 7 Replacement Adapter Fittings

Part No: 540388



Cylinder Head Port Angle: Horizontal
Cylinder Head Size/Thread: 3/4 x 7/8
Material: Aluminum
Model Type: FTG
OEM Model No: 4865-6340
System: R-134a

Part No: 540389



Cylinder Head Port Angle: Vertical
Cylinder Head Size/Thread: 3/4 x 7/8
Material: Aluminum
Model Type: FTG
OEM Model No: 4866-6340
System: R-134a



All Flx 7 compressors come w/ the sealed packard connector attached to the field coil, jumper Wire to convert field coil terminal to Bullet type is also included.

Denso Compressors

R-134a Compressor Specifications - Denso

Denso No.	Model Type	Mount Type	Cylinder Head			Clutch					Oil Amount	Connector	Part No
			Type	Port Angle	Size/Thread	Size	Groove	Voltage	Shaft Type	Assy No.			
22-65771-000	10S15C	Direct	0	Vertical	Pad	6 7/16" (163mm)	PV8	12V	SPLINED	-	130	2 Wire Metripack	1001400136
22-65771-000	10S15C	Direct	0	Vertical	Pad	6 7/16" (163.5mm)	PV8	12V	SPLINED	-	130	2 Wire Metripack	1001410921*
22-65772-000	10S15C	Direct	0	Vertical	Pad	6 5/16" (160mm)	PV6	12V	SPLINED	-	130	2 Wire Metripack	1001410931*
22-65770-000	10S15C	Direct	0	Vertical	Pad	5 1/2" (140mm)	PV8	12V	SPLINED	-	130	2 Wire Metripack	1001410935*

* Aftermarket version compressor

Denso Compressors

R-134a Compressors - OEM Version

Part No: 1001400136



Voltage: 12V	Material: Aluminum
Mount: Direct	Model Type: 10S15C
Clutch Size: 6 7/16" (163mm)	OEM Model No.: 22-65771-000
	No. of Grooves: PV8
Cylinder Head Port Angle: Vertical	Clutch Assembly No.: Not serviced
Cylinder Head Size/Thread: Pad	Clutch Shaft Type: SPLINED
Oil Amount: 130	Oil Type: PAG 46
Connector: 2 Wire Metripack	System: R-134a

R-134a Compressors - Aftermarket Version

Part No: 1001410921



Voltage: 12V	Material: Aluminum
Mount: Direct	Model Type: 10S15C
Clutch Size: 6 7/16" (163.5mm)	OEM Model No.: 22-65771-000, 22-65771-001
	No. of Grooves: PV8
Cylinder Head Port Angle: Vertical	Clutch Assembly No.: Not serviced
Cylinder Head Size/Thread: Pad	Clutch Shaft Type: SPLINED
Oil Amount: 130	Oil Type: PAG 46
Connector: 2 Wire Metripack	System: R-134a

Part No: 1001410931



Voltage: 12V	Material: Aluminum
Mount: Direct	Model Type: 10S15C
Clutch Size: 6 5/16" (160mm)	OEM Model No.: 22-65772-000
	No. of Grooves: PV6
Cylinder Head Port Angle: Vertical	Clutch Assembly No.: Not serviced
Cylinder Head Size/Thread: Pad	Clutch Shaft Type: SPLINED
Oil Amount: 130	Oil Type: PAG 46
Connector: 2 Wire Metripack	System: R-134a

Part No: 1001410935



Voltage: 12V	Material: Aluminum
Mount: Direct	Model Type: 10S15C
Clutch Size: 5 1/2" (140mm)	OEM Model No.: 22-65770-000
	No. of Grooves: PV8
Cylinder Head Port Angle: Vertical	Clutch Assembly No.: Not serviced
Cylinder Head Size/Thread: Pad	Clutch Shaft Type: SPLINED
Oil Amount: 130	Oil Type: PAG 46
Connector: 2 Wire Metripack	System: R-134a

Seltec/Ice/Valeo Style Compressors

Seltec/ICE/Valeo Compressors

R-134a Compressor Specifications - Seltec/ICE/Valeo Style

Valeo No.	Model Type	Mount Type	Cylinder Head		Clutch					Oil Amount	Connector	Part No
			Port Angle	Size/ Thread	Size	Groove	Voltage	Shaft Type	Assy No.			
TM-15HS												
103-55011	TM-15HS	Ear	Vertical	3/4 X 7/8	5 5/16" (135mm)	A2	12V	SPLINED	Not Serviceable	150	Bullet	525917
103-55057	TM-15HS	Ear	Monolithic	-	6 19/64" (160mm)	-	24V	SPLINED	Not Serviceable	150	Bullet	B402827
TM-16HS												
103-56011	TM-16HS	Ear	Vertical	3/4 x 7/8	5 5/16" (135mm)	A2	12V	SPLINED	Not Serviceable	180	Bullet	525968
103-56234	TM-16HS	Ear	-	Pad	4 11/16" (119mm)	PV8	12V	SPLINED	Not Serviceable	180	Bullet	525979
TM-21HX												
103-25077	TM-21HX	Direct	Horizontal	-	5 23/32" (145mm)	A2	12V	SPLINED	Not Serviceable	180	Bullet	525858
103-57244	TM-21HX	Direct	-	Pad	5 25/64" (137mm)	PV8	12V	SPLINED	Not Serviceable	180	Bullet	526408
103-67248	TM-21HX	Direct	-	Pad	5" (127mm)	PV8	12V	SPLINED	Not Serviceable	180	Packard #12V	1001202121
103-67260	TM-21HX	Direct	-	Pad	5" (127mm)	PV8	12V	SPLINED	Not Serviceable	180	Bullet	1001202129

* Aftermarket version compressor

R-134a Compressors - Seltec/Ice/Valeo Style

Part No: 525858



Voltage: 12V	Material: Aluminum
Mount: Direct	Model Type: TM-15HD
Clutch Size: 5 23/32" (145mm)	OEM Model No.: 103-25077
Cylinder Head Port Angle: Horizontal	No. of Grooves: A2
Oil Amount: 180	Clutch Assembly No.: Not serviced
Connector: Bullet	Clutch Shaft Type: SPLINED
System: R-12	

Part No: 525917



Voltage: 12V	Material: Aluminum
Mount: Ear	Model Type: TM-15HS
Clutch Size: 5 5/16" (135mm)	OEM Model No.: 103-55011
Cylinder Head Type: Cast	No. of Grooves: A2
Cylinder Head Port Angle: Vertical	Clutch Assembly No.: Not serviced
Cylinder Head Size/ Thread: 3/4 X 7/8	Clutch Shaft Type: SPLINED
Oil Amount: 150	Oil Type: ZXL100
Connector: Bullet	System: R-134a

Part No: 525968



Voltage: 12V	Material: Aluminum
Mount: Ear	Model Type: TM-16HS
Clutch Size: 5 5/16" (135mm)	OEM Model No.: 103-56011
Cylinder Head Port Angle: Vertical	No. of Grooves: A2
Cylinder Head Size/ Thread: 3/4 x 7/8	Clutch Assembly No.: Not serviced
Oil Amount: 180	Clutch Shaft Type: SPLINED
Connector: Bullet	Oil Type: ZXL100
System: R-134a	

Seltec/Ice/Valeo Style Compressors

Part No: 525979



Voltage: 12V	Material: Aluminum
Mount: Ear	Model Type: TM-16HS
Clutch Size: 4 11/16" (119mm)	OEM Model No.: 103-56234
Cylinder Head Size/Thread: Pad	No. of Grooves: PV8
Oil Amount: 180	Clutch Assembly No.: Not serviced
Connector: Bullet	Clutch Shaft Type: SPLINED
System: R-134a	Oil Type: ZXL100

Part No: 526408



Voltage: 12V	Material: Aluminum
Mount: Direct	Model Type: TM-21HX
Clutch Size: 5 25/64" (137mm)	OEM Model No.: 103-57244
Cylinder Head Size/Thread: Pad	No. of Grooves: PV8
Oil Amount: 180	Clutch Assembly No.: Not serviced
Connector: Bullet	Clutch Shaft Type: SPLINED
System: R-134a	Oil Type: ZXL100

Part No: 1001202121



Voltage: 12V	Material: Aluminum
Mount: Direct	Model Type: TM-21HX
Clutch Size: 5" (127mm)	OEM Model No.: 103-67248
Cylinder Head Size/Thread: Pad	No. of Grooves: PV8
Oil Amount: 180	Clutch Assembly No.: Not serviced
Connector: Packard #12V	Clutch Shaft Type: SPLINED
System: R-134a	Oil Type: ZXL100

Part No: 1001202129



Voltage: 12V	Material: Aluminum
Mount: Direct	Model Type: TM-21HX
Clutch Size: 5" (127mm)	OEM Model No.: 103-67260
Cylinder Head Size/Thread: Pad	No. of Grooves: PV8
Oil Amount: 180	Clutch Assembly No.: Not serviced
Connector: Bullet	Clutch Shaft Type: SPLINED
System: R-134a	Oil Type: ZXL100

Part No: B402827



Voltage: 24V	Material: Aluminum
Mount: Ear	Model Type: TM-15HS
Clutch Size: 6 19/64" (160mm)	OEM Model No.: 103-55057
Cylinder Head Port Angle: Monolithic	Clutch Assembly No.: Not serviced
Oil Amount: 150	Clutch Shaft Type: SPLINED
Connector: Bullet	Oil Type: ZXL100
System: R-134a	

Valeo to Seltec / ICE to Que Interchange

Seltec No.	Valeo No.	Model Type	ICE No.	QUE No.	Part No
TM-15HS					
488-45011	103-55011	TM-15HS	2521152	QP15-1152	525917
488-45057	103-55057	TM-15HS	2521164	-	B402827
TM-16HS					
488-46011	103-56011	TM-16HS	2521180	QP16-1180	525968
488-46234	103-56234	TM-16HS	2521206	QP16-1206	525979
TM-21HX					
488-25077	103-25077	TM-21HX	2521132	-	525858
488-47244	103-57244	TM-21HX	2521562	QP21-1562	526408
488-47245	103-67260	TM-21HX	2521657	-	1001202129
-	103-67248	TM-21HX	-	-	1001202121

* Aftermarket version compressor

Seltec/Ice/Valeo Style Compressors

Replacement Cylinder Heads

Part No 1001565070

Horizontal 3/4 x 7/8
Male Inverted O-Ring
Aluminum



Seltec Label Configuration

Lubricant Type		Type & Model "CH" Series has single rib around the middle of the body
Refrigerant Type		Seltec Body Assembly Number
Designates Year of Manufacture: 3 Represents 1993	Serial Number	Lubricant Number
Decade Code: 4 Represents first half of 1980's 5 Represents second half of 1980's 6 Represents first half of 1990's 7 Represents second half of 1990's	Month Produced: 1-6 January through June 7-12 July through December	
<i>The eight digit Seltec Part Number will be on a separate blue label w/ rounded corners</i>		

Seltec/Ice/Valeo Style Compressors

Clutch Variations

Cylinder Head Variations

<p>Style A 135mm Double A Groove</p>		<p>Type A Cast Vertical O-Ring R-12 Charging Ports 3/4 x 7/8</p>	
<p>Style B 125mm Double A Groove</p>		<p>Type B Aluminum Vertical O-Ring 3/4 x 7/8</p>	
<p>Style C 135mm Double A Groove</p>		<p>Type C Cast Horizontal O-Ring 3/4 x 7/8</p>	
<p>Style D 8 Groove</p>		<p>Type D Cast Vertical O-Ring 3/4 x 7/8</p>	
<p>Style E Overhang</p>		<p>Type E Cast Vertical Tube O-Ring 1 x 14</p>	
<p>Style F Variable Groove</p>		<p>Type F Cast Horizontal Tube O-Ring 1 x 14</p>	
<p>Style G 7 Groove</p>		<p>Type G Horizontal GM Pad</p>	

York/T/CCI Style Compressors

R-134a Compressor Specifications - York/T/CCI Style

CC1 No.	Model Type	Mount Type	Cylinder Head			Clutch		Part No	
			Type	System	Size/Thread	Shaft Type	Oil Amount		Clutch
Tube O-Ring									
ET210L-25150	York 2 cyl	Upright	Tube O-Ring	R-134a	1 x 14	Long Key Shaft	14oz	-	525742
Miscellaneous O-Ring									
-	TM320A	-	-	HFC-134a	-	-	500ml	6 5/32" (156mm)	1000723375

* Aftermarket version compressor

Compressor Specifications

Specifications*	209	210
No Cylinders	2	2
Bore, in. mm	1.875 (47.63)	1.875 (47.63)
Stroke, in. mm	1.573 (39.95)	1.866 (47.40)
Disp., cu. in./rev. (cc/rev)	8.69 (142)	10.3 (169)
R.P.M. - Max.	6000	6000
Refrigerant	R-12,22,502,134a & new blends	R-12,22,502,134a & new blends
Initial Oil Charge, fl. oz. (ml)*	14 (413)	14 (413)
Weight, lbs. (kg.)	14.6 (6.6)	14.6 (6.6)
Lubrication	Splash and Positive Pressure and Oil Return Through Suction Side	

* R-12 Heavy Duty models contain 12 fl. oz. (355 ml). R-134a Heavy Duty models contain 14 fl. oz. (413 ml). Some OEM specifications are as high as 17 fl. oz. (503 ml).

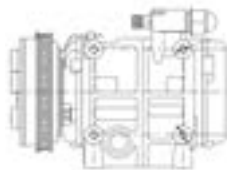
R-134a Compressors - Aftermarket Version

Part No: 525742



Mount: Upright	Material: Aluminum
Cylinder Head Type: Tube O-Ring	Model Type: York 2 cyl
Cylinder Head Port Angle: TUBO	OEM Model No.: ER210L-25150
Cylinder Head Size/Thread: 1 x 14	Clutch Shaft Type: Long Key Shaft
Oil Amount: 14oz	Oil Type: Lubrizol 2916 Ester Oil
System: R12/R-134a	

Part No: 1000723375

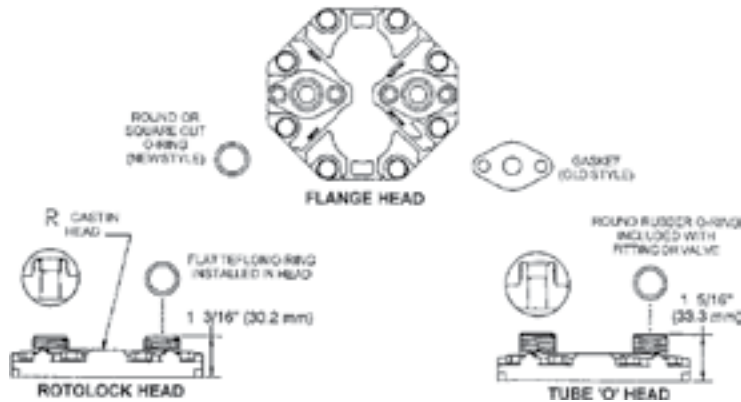


System: HFC-134a	Model Type: TM320A
Oil Amount: 500ml	Oil Type: PAG 46
Cylinder Head Size/Thread: PV4/6 5/32" (1656mm)	

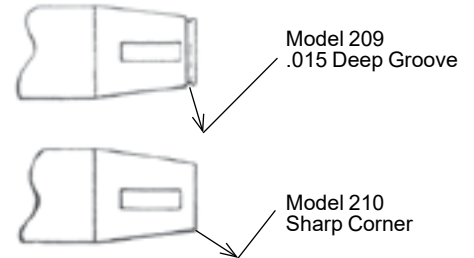
York/T/CCI Style Compressors

Compressor Configuration

HEAD CONFIGURATION

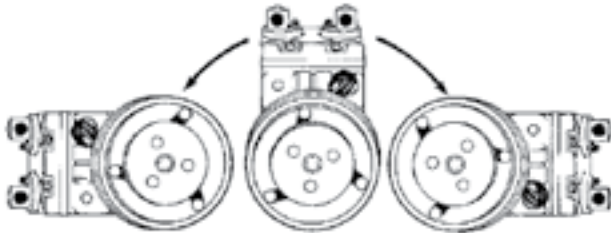


SHAFT DETAIL COMPRESSOR DISPLACEMENT



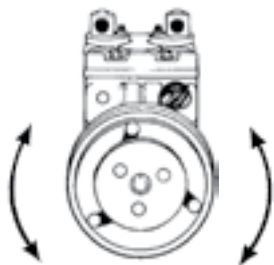
INSTALLATION

180 degree, left to right rotation



NOTE: OEM recommends that when positioning compressor at full 90 degree horizontal, suction side should be on "top".

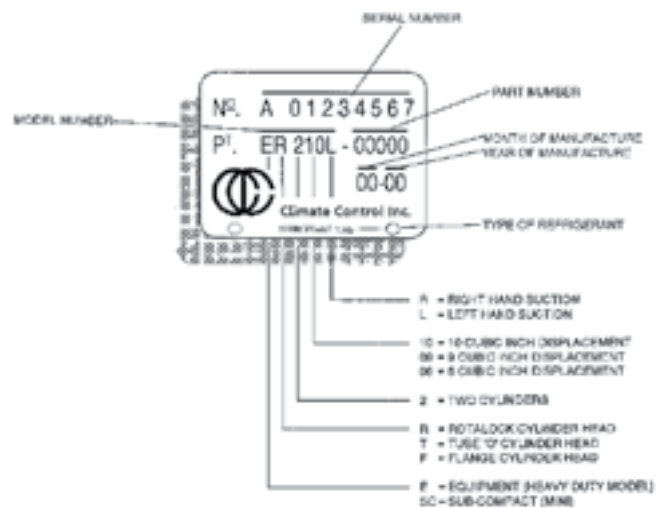
Clockwise or counterclockwise rotation



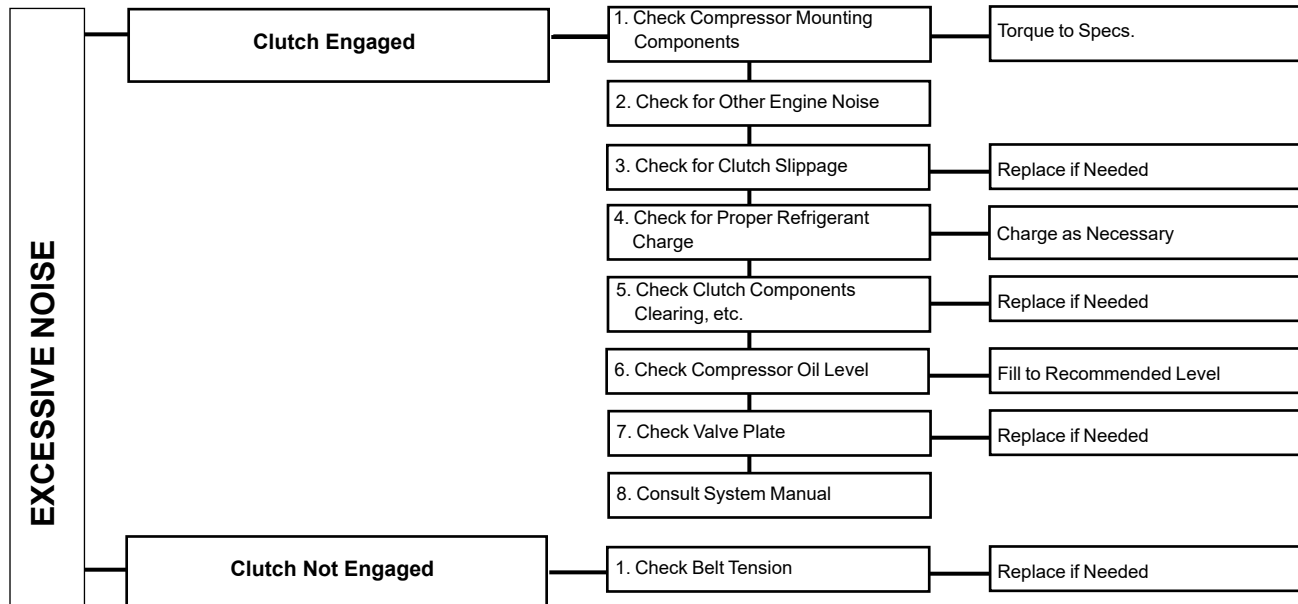
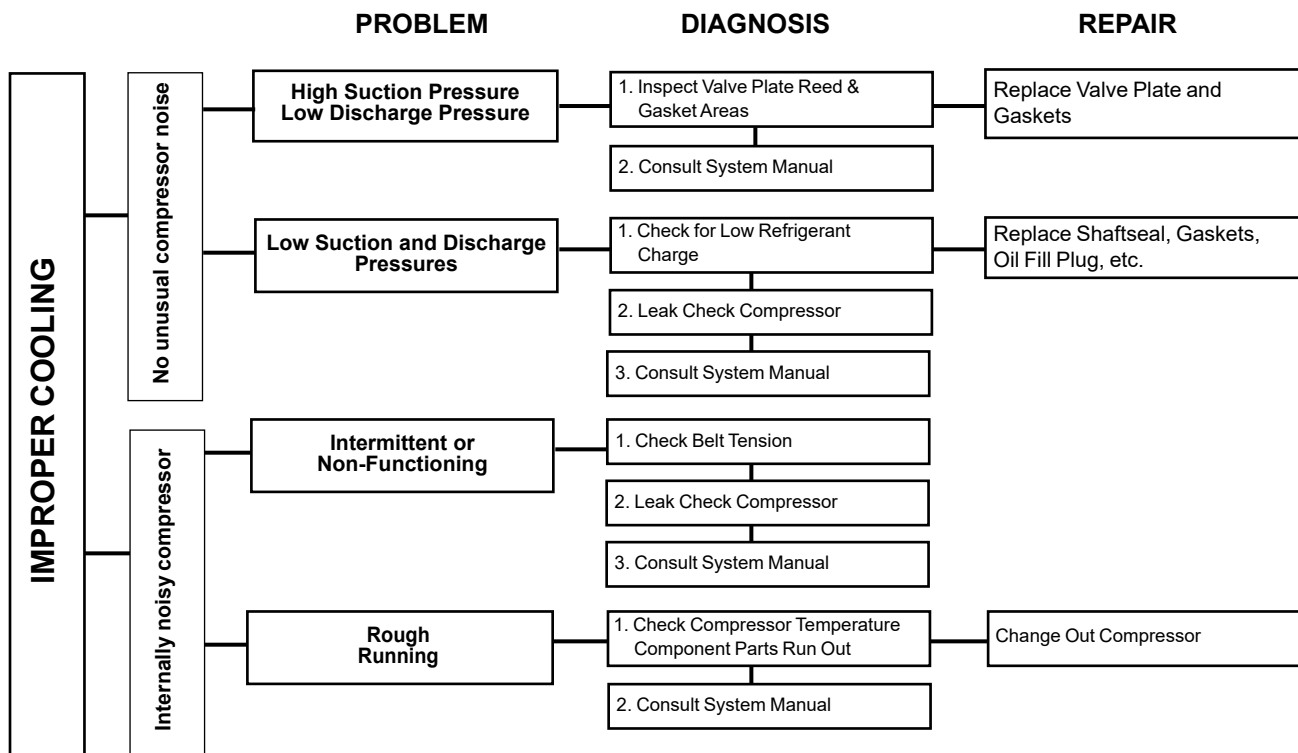
NAMEPLATE

The metal nameplate located at the top front of the compressor serves as a means of identification. The location permits viewing the nameplate w/ the clutch installed.

Date inscribed on the nameplate includes the serial number, combination model/part number, date of manufacture, and type of refrigerant.



Compressor Troubleshooting



Service Valves

Compressor Mounting Brackets and Seal Kits

Part No: B416113



General Specifications: Universal Compressor Adapter Bracket, will mount Seltec or Sanden compressor to most C.C.I. or Blissfield compressor brackets.

Part No: B416371



General Specifications: Universal Seltec or Sanden Mounting Kit - may require additional brackets to be fabricated.

Pressure Relief Valves

Part No: 1002912231



Width: 3/4" (19.45mm)

Fitting Type: Pressure Relief Valve for TM Series Compressors

Fitting Thread Size: 3/8-24 UNF

R-12 & R-134a CCI & Tecumseh Service Valve Specifications

Description	Compressor Thread Size	Hose Fittings			Refrigerant Hose		Part No
		Type	Size	Thread	Size	I.D.	
TUBE O-RING COMPRESSOR SERVICE VALVES - YORK/T/CCI/TECUMSEH R-12							
Back Seat 1"-14 Port R-12 O-Ring Fitting	1"-14	O-Ring	No. 10	7/8"-14	0	0	540198
ROTOLOCK COMPRESSOR SERVICE VALVES - YORK/CCI/TECUMSEH R-134A							
1"-14 Standard Flow Back Seat	1"-14	O-Ring	No. 10	7/8"-14	0	0	540207
1"-14 Standard Flow R-134a Port O-Ring Fitting	1"-14	O-Ring	No. 8	3/4"-16	0	0	540208
1"-14 Standard Flow R-134a Port O-Ring Fitting	1"-14	O-Ring	No. 10	7/8"-14	0	0	540209
TUBE O-RING COMPRESSOR SERVICE VALVES - YORK/T/CCI/TECUMSEH R-134A							
Top Port R-134a	1"-14	O-Ring	N/A	N/A	-	-	B404270
Top Port R-134a	1"-14	O-Ring	N/A	N/A	-	-	B404271
1"-14 Standard Flow Back Seat R-134a Port O-Ring Fitting	1"-14	O-Ring	No. 8	3/4"-16	-	-	540216
1"-14 Standard Flow Back Seat R-134a Port O-Ring Fitting	1"-14	O-Ring	No. 10	7/8"-14	-	-	540217
1"-14 Standard Flow R-134a Port O-Ring Fitting	1"-14	O-Ring	No. 8	3/4"-16	-	-	540214
1"-14 Standard Flow R-134a Port Beadlock Fitting	1"-14	Beadlock	-	1"-14	No. 8	13/32"	540211
1"-14 High Flow R-134a Port O-Ring Fitting	1"-14	O-Ring	No. 8	3/4"-16	-	-	550423

Compressor Mounting Brackets & Seal Kits

Seltec & Sanden Service Valve Specifications

Description	Thread Size	Hose Fittings			Service Port Size	Part No
		Type	Size	Thread		
SELTEC & SANDEN W/O SERVICE PORTS ON COMPRESSOR						
Standard Flow R-134a O-Ring Fitting without service ports on compressor	3/4"-16	O-Ring	No. 8	3/4"-16	16mm	540227
Standard Flow R-134a O-Ring Fitting without service ports on compressor	7/8"-14	O-Ring	No. 10	7/8"-14	13mm	540228
Standard Flow R-134a O-Ring Fitting without service ports on compressor	3/4"-16	O-Ring	No. 8	3/4"-16	16mm	540225
Standard Flow R-134a O-Ring Fitting without service ports on compressor	7/8"-14	O-Ring	No. 10	7/8"-14	13mm	540226

Tube O-Ring Compressor Service Valves - York/T/CCI/Tecumseh R-12

Fitting Type: Back Seat 1"-14 Port R-12 O-Ring Fitting



Fitting Size: No. 10	Fitting Thread Size: 7/8"-14	540198
----------------------	------------------------------	---------------

Rotolock Compressor Service Valves - York/T/CCI/Tecumseh R-134a

Fitting Type: 1"-14 Standard Flow Back Seat



Fitting Size: No. 10	Fitting Thread Size: 7/8"-14	Fitting Service Port Size: 13mm	540207
----------------------	------------------------------	---------------------------------	---------------

Fitting Type: 1"-14 Standard Flow R-134a Port O-Ring Fitting






Fitting Size: No. 8	Fitting Thread Size: 3/4"-16	Fitting Service Port Size: 16mm	540208
---------------------	------------------------------	---------------------------------	---------------

Fitting Size: No. 10	Fitting Thread Size: 7/8"-14	Fitting Service Port Size: 13mm	540209
----------------------	------------------------------	---------------------------------	---------------



Compressor Mounting Brackets & Seal Kits

Tube O-Ring Compressor Service Valves - York/T/CCI/Tecumseh R-134a

Fitting Type: Top Port R-134a 				Fitting Type: 1"-14 Standard Flow Back Seat R-134a Port O-Ring Fitting 				Fitting Type: 1"-14 Standard Flow R-134a Port O-Ring Fitting 					
Fitting Size: No. 8	Fitting Thread Size: 3/4"-16	B404270		Fitting Size: No. 8	Fitting Thread Size: 3/4"-16	Fitting Service Port Size: 16mm	540216		Fitting Size: No. 8	Fitting Thread Size: 3/4"-16	Fitting Service Port Size: 16mm	540214	
Fitting Size: No. 10	Fitting Thread Size: 7/8"-16	B404271		Fitting Size: No. 10	Fitting Thread Size: 7/8"-14	Fitting Service Port Size: 13mm	540217						

Fitting Type: 1"-14 Standard Flow R-134a Port Beadlock Fitting 				Fitting Type: 1"-14 High Flow R-134a Port O-Ring Fitting 									
Hos Size: No. 8	Hose Inner Diameter: 13/32"	Fitting Service Port Size: 16mm	540211		Fitting Size: No. 8	Fitting Thread Size: 3/4"-16	Fitting Service Port Size: 16mm	550423					

Seltec & Sanden without Service Ports on Compressor

Fitting Type: Standard Flow R-134a O-Ring Fitting without service ports on compressor 				Fitting Type: Standard Flow R-134a O-Ring Fitting 									
Fitting Size: No. 8	Fitting Thread Size: 3/4"-16	Fitting Service Port Size: 16mm	540227		Fitting Size: No. 8	Fitting Thread Size: 3/4"-16	Fitting Service Port Size: 16mm	540225					
Fitting Size: No. 10	Fitting Thread Size: 7/8"-14	Fitting Service Port Size: 13mm	540228		Fitting Size: No. 10	Fitting Thread Size: 7/8"-14	Fitting Service Port Size: 13mm	540226					

Caps

Part No: 550252



General Specifications: Color: Red, High Side
Package Size: 5

Part No: 550253



General Specifications: Color: Blue, Low Side
Material: Plastic
Package Size: 5

Part No: 550392



General Specifications: Color: Red, Adapter
Fitting Size: 16mm
Package Size: 5

Part No: 550393



General Specifications: Color: Blue, Adapter
Fitting Size: 13mm
Package Size: 5

Part No: 550399



General Specifications: Fits Aeroquip Low Side
Charge Port
Fitting Size: 13mm
Package Size: 5

Part No: 550401



General Specifications: Fits Aeroquip High Side
Charge Port
Fitting Size: 16mm
Package Size: 5

Part No: 551112



General Specifications: Color: Red, Charge Valve
Package Size: 5

Part No: 580108



General Specifications: Charging Port
Fitting Size: 13/16"
Package Size: 5

Part No: B360874



General Specifications: Color: Blue
Package Size: 5

