



Features

- Heavy gauge stainless steel construction
- Uses environmentally friendly R134a
- Operates in extreme conditions up to 122°F/50°C



Suggested Applications





Technical Specifications

Model	BES2400
Capacity*	Cold: 24,000 BTU/hr (7 kW) Hot: 20,450 BTU/hr (6 kW)
Amps	40 AMPS @ 24 V. D. C.
Maximum air flow	600 SCFM (1,019 m ³ /hr)
Dimensions (L x W x H)	43.31in x 31.65in x 15.33in (1,100mm x 8043mm x 389.4mm)
Weight	208 lb (110 kg)
Mounting Position	Rooftop

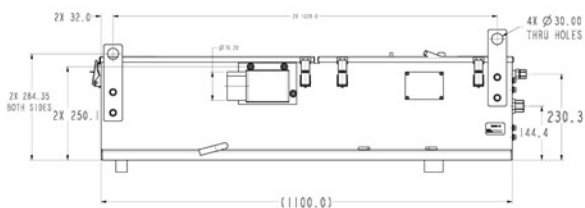
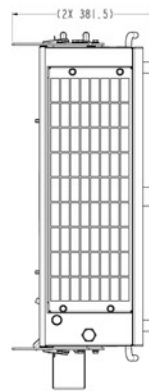
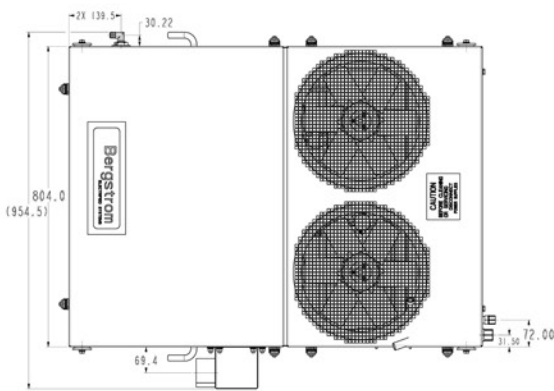
(*) System cooling capacity is based on system component-calculated capacities in accordance with IMACA 200 standard test conditions: indoor 80°F DB/67°F WB with outdoor 110°F DB/60°F WB. Heating capacity is at rated voltage in accordance with SAEJ638.

Unless otherwise stated, performance measurements are conducted in accordance with SAE J638 for heaters and IMACA 200 for evaporators.

Dimensions layout



Line Drawing



When placing an order please contact your sales representative to review your order to ensure the proper system has been identified for your vehicle application.

Availability of the products shown in this catalog is subject to change without notice by Bergstrom, Inc. For the most current product information please visit the Bergstrom Distributor website at <https://parts.shop.bergstrominc.com/>.